

### 2020 SANFL STATEWIDE SUPER LEAGUE ROUND SIX

2.10pm Sat Aug 1 @ Maughan Theim Kia Oval, Woodville (1,548)



**Eagles 5.6 6.6 9.13 11.13 (79) ... Eagles by 30 pts**  
**Central 0.0 4.4 5.4 7.7 (49)**

Goals - **Eagles:** Von Bertouch 3, Carcuro 2, J Hayes 2, N Hayes, Rowe, McNeil, Sinor. **Central:** T Menzel 2, Gillard 2, O'Brien 2, Durdin. **Best:**— **Eagles:** J Hayes, Redden, Sinor, Toumpas, Von Bertouch, McNeil. **Central:** Habel, Boyd, T Menzel, Hoskin, Gillard, Montgomerie.

2.10pm Sat Aug 1 @ Prospect Oval (Crowd 1,662)



**North 1.1 5.5 8.8 9.12 (66) ... North by 8 pts**  
**South 2.4 3.6 5.8 8.10 (58)**

Goals - **North:** Hender 3, Moore 3, Harvey 2, Young. **South:** McCreery 2, Cailotto 2, Overall 2, Cross Sampson. **Best:**— **North:** Moore, Wigg, Allmond, Hender, Craig, Szekely. **South:** Broadbent, Cross, Haines, Highmore, Brown.

2.10pm Sat Aug 1 @ Hisense Stadium, Richmond (Crowd 1,635)



**Norwood 6.3 9.5 16.6 19.10 (124) ... Norwood by 67pts**  
**West 3.1 5.5 5.8 8.9 (57)**

Goals - **Norwood:** Panos 4, Pinyon 3, Douglas 3, Grigg 2, Wilson 2, Bastinac 2, Johnston, Richards, Irra.. **West:** May 2, Waite 2, Cleeland, Ellem, Johnson, Karpany.. **Best:**— **Norwood:** Douglas, Johnston, Grigg, Nunn, Bastinac, McKenzie, Panos.. **West:** Stevens, Anderson, Boyle, Willsmore, Hill.

2.10pm Sun Aug 2 @ ACH Group Stadium, Glenelg (Crowd 3,004)



**Glenelg 3.3 6.6 7.7 12.10 (82) ... Glenelg by 18pts**  
**Sturt 0.1 4.7 5.12 8.16 (64)**

Goals - **Glenelg:** McBean 5, Reynolds, Partington, Motlop, Kluske, Yates, Hannath, Stretch. **Sturt:** Fahey-Sparks 2, Kirkwood 2, Hone, Morrison, Voss, Slimming.. **Best:**— **Glenelg:** Snook, Curran, McBean, Partington, Proud, Nicholson, Motlop. **Sturt:** Battersby, Davis, Colquhoun, Kirkwood, Harms, Fahey-Sparks, Slimming.

### LEAGUE LADDER (As at Mon Aug 3)

| Team    | P | W | L | D | Pts | Pct   |
|---------|---|---|---|---|-----|-------|
| Eagles  | 6 | 5 | 1 | - | 10  | 60.33 |
| North   | 6 | 5 | 1 | - | 10  | 53.42 |
| South   | 6 | 4 | 2 | - | 8   | 54.87 |
| Norwood | 6 | 3 | 3 | - | 6   | 51.61 |
| Glenelg | 6 | 3 | 3 | - | 6   | 49.30 |
| Sturt   | 6 | 2 | 4 | - | 4   | 44.67 |
| West    | 6 | 1 | 4 | 1 | 3   | 44.01 |
| Central | 6 | 0 | 5 | 1 | 1   | 41.87 |

### 2020 SANFL SEASON RECORDS

**Highest Score : 19.10 (124)**

Norwood v West, 1/8/2020 @Ri

**Lowest Score : 4.7 (31)**

Norwood v Eagles, R3 12/7/20 @Wd

**Biggest Win : 67pts**

Norwood d West, Rd 6 1/8/2020 @ Ri

**Closest Result : DRAW**

West v Central, Rd 2 5/7/20 @Ad

**Individual Most Goals In A Game: 7**

L Hender (North) 7 v West Rd 1 28/6/20 @Ad



# SANFL

## Statewide Super League

### 2020 Fixtures & Results



#### ROUND 1

|          |                |                   |                |                  |
|----------|----------------|-------------------|----------------|------------------|
| 27/4 @Ad | Central        | 5.6 (36)          | <b>L Sturt</b> | <b>8.3 (51)</b>  |
| 27/4 @Ad | Eagles         | 10.8 (68)         | <b>L South</b> | <b>11.8 (74)</b> |
| 28/4 @Ad | <b>North</b>   | <b>15.6 (96)</b>  | d West         | 10.7 (67)        |
| 28/4 @Ad | <b>Glenelg</b> | <b>11.10 (76)</b> | d Norwood      | 10.13 (73)       |

#### ROUND 2

|          |         |            |                  |                   |
|----------|---------|------------|------------------|-------------------|
| 4/7 @Ad  | Sturt   | 6.9 (45)   | <b>L Eagles</b>  | <b>14.12 (96)</b> |
| 4/7 @Ad; | Norwood | 8.13 (61)  | <b>L North</b>   | <b>9.9 (63)</b>   |
| 5/7 @Ad  | South   | 14.8 (92)  | <b>L Glenelg</b> | <b>15.7 (97)</b>  |
| 5/7 @Ad  | West    | 12.14 (86) | drew Central     | 13.8 (86)         |

#### ROUND 3

|           |               |                   |                |                   |
|-----------|---------------|-------------------|----------------|-------------------|
| 11/7 @El  | Central       | 5.4 (34)          | <b>L South</b> | <b>11.12 (78)</b> |
| 11/7 @Gl; | Glenelg       | 11.5 (71)         | <b>L North</b> | <b>10.14 (74)</b> |
| 12/7 @Wd  | <b>Eagles</b> | <b>14.12 (96)</b> | d Norwood      | 4.7 (31)          |
| 12/7 @Un  | <b>Sturt</b>  | <b>11.7 (72)</b>  | d West         | 9.10 (64)         |

#### ROUND 4

|          |                |                    |                 |                  |
|----------|----------------|--------------------|-----------------|------------------|
| 18/7 @Pr | North          | 7.12 (54)          | <b>L Eagles</b> | <b>10.9 (69)</b> |
| 18/7 @Ri | <b>West</b>    | <b>10.4 (64)</b>   | d Glenelg       | 7.6 (48)         |
| 18/7 @Nw | <b>Norwood</b> | <b>15.14 (104)</b> | d Central       | 12.14 (86)       |
| 18/7 @NL | <b>South</b>   | <b>10.10 (70)</b>  | d Sturt         | 7.5 (47)         |

#### ROUND 5

|          |              |                  |                  |                   |
|----------|--------------|------------------|------------------|-------------------|
| 25/7 @Gl | Glenelg      | 12.11 (83)       | <b>L Eagles</b>  | <b>16.7 (103)</b> |
| 25/7 @NL | <b>South</b> | <b>12.7 (79)</b> | d West           | 9.5 (59)          |
| 25/7 @El | Central      | 9.8 (62)         | <b>L North</b>   | <b>14.8 (92)</b>  |
| 26/7 @Un | Sturt        | 10.13 (72)       | <b>L Norwood</b> | <b>13.10 (88)</b> |

#### ROUND 6

|          |                |                   |                  |                    |
|----------|----------------|-------------------|------------------|--------------------|
| 1/8 @Wdl | <b>Eagles</b>  | <b>11.13 (79)</b> | d Central        | 7.7 (49)           |
| 1/8 @Pr  | <b>North</b>   | <b>9.12 (66)</b>  | d South          | 8.10 (58)          |
| 1/8 @ Ri | West           | 8.9 (57)          | <b>L Norwood</b> | <b>19.10 (124)</b> |
| 2/8 @Gl  | <b>Glenelg</b> | <b>12.10 (82)</b> | d Sturt          | 8.16 (64)          |

#### ROUND 7

|         |        |                   |    |
|---------|--------|-------------------|----|
| Sat 8/8 | 2.10pm | Central v Glenelg | El |
| Sat 8/8 | 2.10pm | Eagles v West     | Wd |
| Sat 8/8 | 2.10pm | North v Sturt     | Pr |
| Sun 9/8 | 2.10pm | Norwood v South   | Nw |

#### ROUND 8

|          |        |                   |    |
|----------|--------|-------------------|----|
| Fri 14/8 | 7.20pm | West v North      | Ri |
| Sat 15/8 | 2.05pm | South v Eagles    | NL |
| Sat 15/8 | 2.10pm | Sturt v Central   | Un |
| Sat 15/8 | 7.20pm | Norwood v Glenelg | Nw |

#### ROUND 9

|          |        |                 |    |
|----------|--------|-----------------|----|
| Sat 22/8 | 2.10pm | Central v West  | El |
| Sat 22/8 | 2.10pm | Eagles v Sturt  | Wd |
| Sat 22/8 | 2.10pm | Glenelg v South | Gl |
| Sat 22/8 | 2.10pm | North v Norwood | Pr |

#### ROUND 10

|          |        |                  |    |
|----------|--------|------------------|----|
| Fri 28/8 | 2.10pm | West v Sturt     | Ri |
| Fri 28.8 | 2.10pm | Norwood v Eagles | Nw |
| Sat 29/8 | 2.10pm | South v Central  | NL |
| Sun 30/8 | 2.10pm | North v Glenelg  | Pr |

#### ROUND 11

|         |        |                   |    |
|---------|--------|-------------------|----|
| Sat 5/9 | 2.10pm | Sturt v South     | Un |
| Sat 5/9 | 2.10pm | Central v Norwood | El |
| Sat 5/9 | 4.10pm | Glenelg v West    | Gl |
| Sun 6/9 | 2.10pm | Eagles v North    | Wd |

#### ROUND 12

|          |        |                  |    |
|----------|--------|------------------|----|
| Fri 11/9 | 7.20pm | West v South     | Ri |
| Fri 11/9 | 7.40pm | Norwood v Sturt  | Nw |
| Sat 12/9 | 2.10pm | North v Central  | Pr |
| Sat 12/9 | 2.10pm | Eagles v Glenelg | Wd |

#### ROUND 13

|     |  |                   |    |
|-----|--|-------------------|----|
| TBA |  | Glenelg v Central | Gl |
| TBA |  | West v Eagles     | Ri |
| TBA |  | Sturt v North     | Un |
| TBA |  | South v Norwood   | NL |

#### ROUND 14

|     |  |                  |    |
|-----|--|------------------|----|
| TBA |  | Central v Eagles | El |
| TBA |  | Sturt v Glenelg  | Un |
| TBA |  | South v North    | NL |
| TBA |  | Norwood v West   | Nw |

#### FINALS SERIES

TBA



# CENTRAL v GLENELG

2.10pm Sat Aug 8 @ X Convenience Oval, Elizabeth



## Round 7 : SANFL Statewide Super League



| All Time Records     | PL  | CD | GL | D |
|----------------------|-----|----|----|---|
| ALL ENCOUNTERS       | 136 | 75 | 60 | 1 |
| @ X Convenience Oval | 49  | 34 | 15 | - |

**All Recent Encounters**  
 : Last 8 games split with 4 wins each

**Recent @ X Convenience Oval, Elizabeth**  
 : Central have won 9 of last 10 and 24 of last 26  
 : Previous to 2019 victory, Glenelg last win @ Elizabeth was Rd 12 (June 21) 2008 0

**"Did You Know" Statistical Notes**  
 : Glenelg's 49.23.317 score & 238 point winning margin inflicted upon Central in Rd 17 (Aug 23) 1975 @ Glenelg are both SANFL record highs.

**2019 Round 11 - Sun June 23 @ ACH Group Stadium, Glenelg (Crowd 2,897)**  
**Glenelg 3.2 8.3 15.5 19.9 (123) ... Glenelg by 69pts**  
**Central 3.2 3.8 5.10 7.12 (54)**

**Goals - Glenelg:** McBean 6, Scott 4, Reynolds, Bailey 2. Motlop 2, White, Close, Kerrish, **Central:** J Neagle 2, Barreau, McKenzie, Burton, Menzel, Hoskin.. **Best— Glenelg:** Motlop, McBean, Snook, Curran, Scott, Partington, Bradley. **Central:** J Schiller, Habel, Hoskin, Burton..

**Other Recent Results**

|            |          |                 |                     |                     |          |
|------------|----------|-----------------|---------------------|---------------------|----------|
| 2019 Rd 7  | May 18   | @ X Convenience | Glenelg 17.7 (109)  | d Central 8.12 (60) | by 49pts |
| 2018 Rd 13 | July 7   | @ X Convenience | Central 9.11 (65)   | d Glenelg 9.9 (63)  | by 2pts  |
| 2018 Rd 5  | April 28 | @ ACH Group     | Central 10.11 (71)  | d Glenelg 4.14 (38) | by 33pts |
| 2017 Rd 11 | July 1   | @ X Convenience | Central 21.10 (136) | d Glenelg 6.3 (39)  | by 97pts |
| 2017 Rd 4  | April 29 | @ ACH Group     | Glenelg 12.9.81     | d Central 11.10.76  | by 5pts  |
| 2016 Rd 19 | Aug 6    | @ X Convenience | Central 16.8.104    | d Glenelg 10.4.64   | by 40pts |
| 2016 Rd 8  | May 14   | @ ACH Group     | Glenelg 19.6.120    | d Central 13.13.91  | by 29pts |

**Recent Finals**

|          |         |                 |                   |                    |          |
|----------|---------|-----------------|-------------------|--------------------|----------|
| 2009 2SF | Sept 20 | @ AAMI Stadium  | Central 12.9.81   | d Glenelg 11.13.79 | by 2pts  |
| 2008 GF  | Oct 5   | @ AAMI Stadium  | Central 17.11.113 | d Glenelg 11.11.77 | by 36pts |
| 2008 2SF | Sept 21 | @ Adelaide Oval | Central 16.9.105  | d Glenelg 11.9.75  | by 30pts |

**Last Draw**

|            |         |             |                  |                      |
|------------|---------|-------------|------------------|----------------------|
| 2009 Rd 17 | July 25 | @ ACH Group | Glenelg 11.15.81 | drew Central 12.9.81 |
|------------|---------|-------------|------------------|----------------------|

| RECORDS                | CENTRAL                         | GLENELG                          |
|------------------------|---------------------------------|----------------------------------|
| Highest Score          | 30.18.198 (Rd20 Aug21 1982 @Gl) | 49.23.317 (Rd17 Aug23 1975 @Gl)  |
| Lowest Score           | 3.9.27 (Rd9 May 31 1969 @Gl)    | 3.7.23 (Rd23Sept 3 2010 @El)     |
| Highest Losing Score   | 20.14.134 (Rd6 May19 1973 @Gl)  | 17.17.119 (Rd18 July30 1977 @Gl) |
| Lowest Winning Score   | 8.9.57 (Rd19 Aug10 2002 @Gl)    | 11.11.77 (Rd14 July22 1967 @Ad)  |
| Biggest Winning Margin | 136pts (Rd10 June10 1997 @El)   | 238pts (Rd17 Aug23 1975 @Gl)     |



# BULLDOGS

## Central District Football Club



### 2020 RESULTS & FIXTURE

|                     |                  |                                   |       |
|---------------------|------------------|-----------------------------------|-------|
| R1 27/6 @Ad         | Lost             | 5.6 (36) to Sturt 8.3 (51)        | 15pts |
| R2 5/7 @Ad          | Draw             | 13.8 (86) to West 12.14 (86)      | Draw  |
| R3 11/7 @El         | Lost             | 5.4 (34) to South 11.12 (78)      | 44pts |
| R4 18/7 @Nw         | Lost             | 12.14 (86) to Norwood 15.14 (104) | 18pts |
| R5 25/7 @El         | Lost             | 9.8 (62) to North 14.8 (92)       | 30pts |
| R6 1/8 @Wd          | v Eagles         |                                   |       |
| <b>R7 8/8 @El</b>   | <b>V Glenelg</b> |                                   |       |
| R8 15/8 @Un         | at Sturt         |                                   |       |
| <b>R9 22/8 @El</b>  | <b>V West</b>    |                                   |       |
| R10 29/8 @NL        | at South         |                                   |       |
| <b>R11 5/9 @ El</b> | <b>V Norwood</b> |                                   |       |
| R12 12/9 @ Pr       | at North         |                                   |       |
| R13 TBA @ Gl        | at Glenelg       |                                   |       |
| <b>R14 TBA @El</b>  | <b>V Eagles</b>  |                                   |       |

### 2020 Powerade Breakthrough Player

(N) Nominee for Round (W) Winner for Round  
**Rd 1 (W) Nick Lange**  
 Rd 2 (N) Joseph Brown

### 2020 AAMI Rookies

Rd 1 v St Ryan Carnelly (Angaston FC)  
 Rd 1 v St Nick Lange (Nuriootpa FC)  
 Rd 4 v Nw Brody Thompson (Berri FC)  
 Rd 5 v Nw Jordan O'Brien (Salisbury North FC)

### 2020 PLAYER STATS

| PLAYER                  | Gm       | G        | B        | PossP G     |
|-------------------------|----------|----------|----------|-------------|
| BARREAU Marcus          | 2        | 0        | 0        | 14.5        |
| BOYD James              | 6        | 1        | 2        | 31.8        |
| BROWN Joseph            | 3        | 0        | 1        | 14.3        |
| <b>BUTCHER John</b>     | <b>3</b> | <b>7</b> | <b>3</b> | <b>9.3</b>  |
| <b>CARNELLY Ryan</b>    | <b>3</b> | <b>0</b> | <b>0</b> | <b>14.7</b> |
| <b>DEW Brendan</b>      | <b>4</b> | <b>1</b> | <b>1</b> | <b>12.3</b> |
| DURDIN Corey            | 6        | 6        | 3        | 12.3        |
| EAST Ethan              | 4        | 1        | 1        | 14.8        |
| FALKENBERG Ryan         | 1        | 0        | 0        | 6.0         |
| <b>FORT Fraser</b>      | <b>3</b> | <b>0</b> | <b>0</b> | <b>12.0</b> |
| <b>GILLARD Nicholas</b> | <b>3</b> | <b>3</b> | <b>1</b> | <b>16.3</b> |
| <b>GOODREM Trent</b>    | <b>4</b> | <b>0</b> | <b>0</b> | <b>15.3</b> |
| GRUBB Lachlan           | 1        | 0        | 0        | 11.0        |
| HABEL Luke              | 6        | 0        | 1        | 21.3        |
| HANNA Sam               | 1        | 0        | 0        | 15.0        |
| <b>HAYDON David</b>     | <b>2</b> | <b>0</b> | <b>0</b> | <b>12.0</b> |
| <b>HOSKIN Justin</b>    | <b>5</b> | <b>6</b> | <b>5</b> | <b>16.2</b> |
| <b>JENNER Kyle</b>      | <b>5</b> | <b>1</b> | <b>0</b> | <b>11.6</b> |
| KELLY Benjamin          | 1        | 0        | 0        | 2.0         |
| KELLY Jackson           | 1        | 0        | 0        | 11.0        |
| LANGE Nicholas          | 6        | 6        | 6        | 11.5        |
| <b>LLEWELLYN Ryan</b>   | <b>3</b> | <b>0</b> | <b>0</b> | <b>10.0</b> |
| <b>MADDEN Nicholas</b>  | <b>1</b> | <b>0</b> | <b>0</b> | <b>2.0</b>  |
| <b>MARSH Jonathan</b>   | <b>3</b> | <b>0</b> | <b>0</b> | <b>7.7</b>  |
| MENZEL Daniel           | 1        | 2        | 0        | 13.0        |
| MENZEL Troy             | 6        | 6        | 5        | 20.0        |
| MONTGOMERIE Rhett       | 5        | 0        | 0        | 14.0        |
| <b>O'BRIEN Jordan</b>   | <b>3</b> | <b>4</b> | <b>1</b> | <b>12.0</b> |
| <b>O'GORMAN Frazer</b>  | <b>1</b> | <b>0</b> | <b>0</b> | <b>11.0</b> |
| <b>OLSSON Chris</b>     | <b>6</b> | <b>4</b> | <b>2</b> | <b>11.7</b> |
| PATTERSON Wyatt         | 5        | 0        | 0        | 14.0        |
| PISANI Darcy            | 3        | 0        | 0        | 19.7        |
| PRESBURY Kyle           | 4        | 1        | 0        | 14.8        |
| <b>SCHILLER Jarrod</b>  | <b>5</b> | <b>0</b> | <b>3</b> | <b>20.0</b> |
| <b>SCHILLER Travis</b>  | <b>3</b> | <b>1</b> | <b>1</b> | <b>18.7</b> |
| <b>SHAW Oliver</b>      | <b>1</b> | <b>0</b> | <b>0</b> | <b>11.0</b> |
| STEPHENSON Murray       | 4        | 1        | 4        | 13.5        |
| THOMPSON Brody          | 1        | 0        | 0        | 8.0         |
| THOMPSON Brody          | 2        | 0        | 0        | 10.5        |
| <b>TONER Jack</b>       | <b>2</b> | <b>0</b> | <b>0</b> | <b>19.0</b> |
| <b>WEAVER Dylan</b>     | <b>2</b> | <b>0</b> | <b>0</b> | <b>14.0</b> |
| <b>WILD Cameron</b>     | <b>1</b> | <b>0</b> | <b>1</b> | <b>10.0</b> |

### For more Historical Information

## CENTRAL

### 2020 CLUB GUIDE.

<https://s3-ap-southeast-2.amazonaws.com/sanfl-media/content/uploads/2020/06/24094640/2020-Club-3-Guide-Central.pdf>

For a full Bulldogs  
 2020 Senior Player List  
 go to Page 27 of this report





# TIGERS

## Glenelg Football Club



### 2020 RESULTS & FIXTURE

|                    |            |                   |          |                           |              |
|--------------------|------------|-------------------|----------|---------------------------|--------------|
| <b>R1 28/6 @Ad</b> | <b>WON</b> | <b>11.10 (76)</b> | <b>d</b> | <b>Norwood 10.13 (73)</b> | <b>3pts</b>  |
| <b>R2 5/7 @Ad</b>  | <b>WON</b> | <b>15.7 (97)</b>  | <b>d</b> | <b>South 14.8 (92)</b>    | <b>5pts</b>  |
| R3 11/7 @Gl        | Lost       | 11.5 (71)         | to       | North 10.14 (74)          | 3pts         |
| R4 18/7 @Ri        | Lost       | 7.6 (48)          | to       | West 10.4 (64)            | 16pts        |
| R5 25/7 @Gl        | Lost       | 12.11 (83)        | to       | Eagles 16.7 (103)         | 20pts        |
| <b>R6 2/8 @Gl</b>  | <b>WON</b> | <b>12.10 (82)</b> | <b>d</b> | <b>Sturt 8.16 (64)</b>    | <b>18pts</b> |

|                    |          |                |
|--------------------|----------|----------------|
| R8 15/8 @Nw        | @        | Norwood        |
| <b>R9 22/8 @Gl</b> | <b>V</b> | <b>South</b>   |
| R10 30/8 @Pr       | @        | North          |
| <b>R11 5/9 @Gl</b> | <b>V</b> | <b>West</b>    |
| R12 12/9 @Wd       | @        | Eagles         |
| <b>R13 TBA @Gl</b> | <b>V</b> | <b>Central</b> |
| R14 TBA @Un        | @        | Sturt          |

### 2020 Powerade Breakthrough Player

(N) Nominee for Round **(W)** Winner for Round

Rd 1 (N) Luke Parks

### 2020 AAMI Rookies

|           |   |
|-----------|---|
| Rd 2 v SA | Callum Park – PHOS Camden FC            |
| Rd 3 v NA | Reid Kuller (Glenelg) – West Gambier FC |
| Rd 4 v WA | Angus Weir (Glenelg) - Robe FC          |

For more Historical Information

## GLENELG

### 2020 CLUB GUIDE

<https://s3-ap-southeast-2.amazonaws.com/sanfl-media/content/uploads/2020/06/24094721/2020-Club-3-Guide-Glenelg.pdf>

For a full Tigers  
2020 Senior Player List  
go to Page 27 of this report



### 2020 PLAYER STATS

| PLAYER                   | Gm       | G         | B        | PossP G     |
|--------------------------|----------|-----------|----------|-------------|
| AGNEW Bradley            | 6        | 2         | 1        | 16.7        |
| ALLEN Matthew            | 6        | 2         | 3        | 16.3        |
| BAILEY Darcy             | 6        | 5         | 2        | 10.3        |
| <b>BETERMAN Finn</b>     | <b>2</b> | <b>0</b>  | <b>0</b> | <b>10.0</b> |
| <b>BRADLEY Andrew</b>    | <b>6</b> | <b>1</b>  | <b>0</b> | <b>23.8</b> |
| <b>CURRAN Chris</b>      | <b>4</b> | <b>0</b>  | <b>0</b> | <b>21.3</b> |
| EDWARDS Jackson          | 6        | 0         | 1        | 16.8        |
| GREGSON Cory             | 3        | 3         | 0        | 10.7        |
| HANNATH Jack             | 6        | 1         | 0        | 13.7        |
| <b>KLUSKE Jack</b>       | <b>5</b> | <b>2</b>  | <b>6</b> | <b>7.6</b>  |
| <b>KULLER Reid</b>       | <b>2</b> | <b>0</b>  | <b>0</b> | <b>7.5</b>  |
| <b>MARTINI Alex</b>      | <b>1</b> | <b>0</b>  | <b>0</b> | <b>10.0</b> |
| McBEAN Liam              | 6        | 21        | 8        | 10.0        |
| McCARTHY Brad            | 3        | 0         | 0        | 12.7        |
| MERRETT Matthew          | 5        | 1         | 0        | 9.2         |
| <b>MOTLOP Marlon</b>     | <b>4</b> | <b>3</b>  | <b>2</b> | <b>19.8</b> |
| <b>NICHOLSON Carl</b>    | <b>6</b> | <b>2</b>  | <b>0</b> | <b>19.7</b> |
| <b>PARK Callum</b>       | <b>5</b> | <b>2</b>  | <b>0</b> | <b>10.6</b> |
| PARKS Luke               | 6        | 0         | 0        | 11.8        |
| PARTINGTON Luke          | 6        | 5         | 5        | 23.8        |
| PROUD Max                | 6        | 0         | 0        | 15.3        |
| <b>REYNOLDS Luke</b>     | <b>6</b> | <b>12</b> | <b>8</b> | <b>11.3</b> |
| <b>SCHARENBERG Jonty</b> | <b>4</b> | <b>0</b>  | <b>0</b> | <b>15.0</b> |
| <b>SLADE Todd</b>        | <b>2</b> | <b>0</b>  | <b>2</b> | <b>8.0</b>  |
| SNOOK Matthew            | 6        | 1         | 0        | 28.0        |
| STRETCH Billy            | 6        | 3         | 1        | 16.2        |
| VIRGIN Michael           | 5        | 0         | 0        | 16.2        |
| <b>WEIR Angus</b>        | <b>2</b> | <b>1</b>  | <b>0</b> | <b>7.5</b>  |
| <b>YATES Jack</b>        | <b>1</b> | <b>1</b>  | <b>1</b> | <b>13.0</b> |



# EAGLES v WEST

2.10pm, Sat Aug 8 @ Maughan Thiem Kia Oval, Woodville



## Round 7 : SANFL Statewide Super League



| All Time Records    | PL | Ea | WA | D |
|---------------------|----|----|----|---|
| ALL ENCOUNTERS      | 77 | 49 | 27 | 1 |
| @ Maughan Thiem Kia | 27 | 21 | 6  | - |

### All Recent Encounters

: Eagles have won 7 of last 8

### Recent @ Maughan Thiem Kia Oval, Woodville

: Eagles have won last 4 and 13 of last 15

### "Did You Know" Statistical Notes

: The Eagles (WWTFC) first game at Thebarton was against West, Rd 13 (June 25) 2005.

: *West's last premiership was against Eagles (2015)*

### 2019 Round 10 - Sat June 15 @ Maughan Thiem Kia Oval, Woodville (Crowd 1460)

Eagles 1.1 7.3 11.9 16.11 (107) .... Eagles by 60pts

West 1.3 1.7 3.10 6.11 (47)

**Goals - Eagles:** Rowe 4, Johansen 2, Petrenko 2, Redden 2, N Hayes, Hall, J Hayes, Foote, Moore, Poole, **West:** B Turner 2, Osborn 2, Stevens, Haysman. **Best:— Eagles:** Foote, Johansen, von Bertouch, Thompson, Giuffreda, Rowe, Sinor. **West:** Stevens, Keough, Batley, Hill, P Fairlie, Waite

### Other Recent Results

|                |                |                     |             |                 |                 |               |                 |
|----------------|----------------|---------------------|-------------|-----------------|-----------------|---------------|-----------------|
| 2019 Rd 10     | June 15        | @ Maughan Thiem Kia | Eagles      | 16.11 (107)     | d West          | 6.11 (47)     | by 60pts        |
| 2019 Rd 4      | April 19       | @City Mazda         | West        | 18.8 (116)      | d Eagles        | 11.13 (79)    | by 37pts        |
| 2018 Rd 11     | June 16        | @ Maughan Thiem Kia | Eagles      | 11.11 (77)      | d West          | 8.8 (56)      | by 21pts        |
| 2018 Rd 1      | Mar 30         | @ City Mazda        | Eagles      | 12.14 (86)      | d West          | 7.10 (52)     | by 34pts        |
| 2017 Rd 12     | July 8         | @ City Mazda        | Eagles      | 11.19 (85)      | d West          | 5.10 (40)     | by 45pts        |
| 2017 Rd 2      | April 15       | @ Maughan Thiem Kia | Eagles      | 19.9 (123)      | d West          | 9.9 (63)      | by 60pts        |
| 2016 Rd 14     | July 2         | @ Maughan Thiem Kia | Eagles      | 19.12.126       | d West          | 8.2.50        | by 76pts        |
| 2016 Rd 5      | April 25       | @ Adelaide          | Eagles      | 15.13.103       | d West          | 4.6.30        | by 73pts        |
| <b>2015 GF</b> | <b>Sept 27</b> | <b>@ Adelaide</b>   | <b>West</b> | <b>11.12.78</b> | <b>d Eagles</b> | <b>7.6.48</b> | <b>by 30pts</b> |
| 2015 25F       | Sept 13        | @ Adelaide          | Eagles      | 11.13.79        | d West          | 9.11.65       | by 14pts        |
| 2015 Rd 12     | July 5         | @ City Mazda        | Eagles      | 14.4.88         | d West          | 10.13.73      | by 15pts        |
| 2015 Rd 2      | Apr 11         | @ Maughan Thiem Kia | West        | 15.5.95         | d Eagles        | 14.5.89       | by 6pts         |

### Recent Finals

|             |         |            |        |          |          |          |          |
|-------------|---------|------------|--------|----------|----------|----------|----------|
| 2015 GF     | Sept 27 | @ Adelaide | West   | 11.12.78 | d Eagles | 7.6.48   | by 30pts |
| 2015 25F    | Sept 13 | @ Adelaide | Eagles | 11.13.79 | d West   | 9.11.65  | by 14pts |
| 2013 Qual   | Sept 15 | @ AAMI     | West   | 14.5.89  | d Eagles | 11.15.82 | by 7 pts |
| 2003 Prelim | Sept 28 | @ Adelaide | West   | 12.12.84 | d Eagles | 8.6.54   | by 30pts |

### Last Draw

2009 Rd 2 April 2 @ City Mazda West 11.11.77 DREW Eagles 10.17.77

### RECORDS

|                        | EAGLES   | WEST                                |
|------------------------|--|-------------------------------------|
| Highest Score          | 24.11.155 (Rd4 Apr16 2005 @Wd)<br>23.17.155 (Rd22 Aug 27 2005 @BS) | 22.15.147 (Rd1 Mar21 1992 @Ri)      |
| Lowest Score           | 6.11.47 (Rd10 June7 1997 @Ad)                                      | 4.6.30 (Rd 4 Apr 25 2016)           |
| Highest Losing Score   | 18.8.116 (Rd24 Aug31 1991 @Ri)                                     | 12.13.85 (Rd1 Mar29 1997 @Ri)       |
| Lowest Winning Score   | <b>7.10.52 (Rd 24, Sept 9 2012 @Wd)</b>                            | 11.13.79 (2 Times, last Rd 10 1997) |
| Biggest Winning Margin | 100pts (2 times, last Rd22 2005)                                   | 74pts (Rd10 May23 1992 @Ri)         |



# EAGLES

Woodville West Torrens Football Club



## 2020 RESULTS & FIXTURE

|                    |            |  |              |
|--------------------|------------|--|--------------|
| R1 27/6 @Ad        | Lost       | 10.8 (68) to South 11.8 (74)           | 6pts         |
| <b>R2 4/7 @Ad</b>  | <b>WON</b> | <b>14.12 (96) d Sturt 6.9 (45)</b>     | <b>51pts</b> |
| <b>R3 12/7 @Wd</b> | <b>WON</b> | <b>14.12 (96) d Norwood 4.7 (31)</b>   | <b>65pts</b> |
| <b>R4 18/7 @Pr</b> | <b>WON</b> | <b>10.9 (69) d North 7.12 (54)</b>     | <b>15pts</b> |
| <b>R5 25/7 @Gl</b> | <b>WON</b> | <b>16.7 (103) d Glenelg 12.11 (83)</b> | <b>20pts</b> |
| <b>R6 1/8 @Wd</b>  | <b>WON</b> | <b>11.13 (70) d Central 7.7 (49)</b>   | <b>21pts</b> |

|                     |                  |
|---------------------|------------------|
| <b>R7 8/8 @Wd</b>   | <b>V West</b>    |
| R8 15/8 @NL         | @ South          |
| <b>R9 22/8 @Wd</b>  | <b>V Sturt</b>   |
| R10 28/8 @Nw        | @ Norwood        |
| <b>R11 6/9 @Wd</b>  | <b>V North</b>   |
| <b>R12 12/9 @Wd</b> | <b>V Glenelg</b> |
| R13 TBA @Ri         | @ West           |
| R14 TBA @EL         | @ Central        |

## 2020 Powerade Breakthrough Player

(N) Nominee for Round **(W) Winner for Round**

|                 |                   |
|-----------------|-------------------|
| Rd 3 (N)        | Lachlan Jones     |
| <b>Rd 4 (W)</b> | <b>Jacob Wehr</b> |
| Rd 4            | Lachie Mitchell   |

## 2020 AAMI Rookies

|           |   |
|-----------|---|
| Rd 1 v SA | Jacob Wehr – Balaklava FC                     |
| Rd 1 v SA | Lachlan Jones (Eagles) – Bute/Paskeville FC   |
| Rd 1 v SA | Lachlan McNeil (Eagles) – South Clare FC      |
| Rd 2 v St | Tristan Carcuro (Eagles) – Sacred Heart OC FC |

## 2020 PLAYER STATS

| PLAYER                   | Gm       | G        | B        | PossP G     |
|--------------------------|----------|----------|----------|-------------|
| CARCURO Tristan          | 5        | 8        | 5        | 7.2         |
| COMITOGIANNI Jake        | 6        | 2        | 4        | 18.5        |
| FIRNS Jack               | 2        | 2        | 0        | 15.0        |
| <b>FOOTE Jordan</b>      | <b>5</b> | <b>2</b> | <b>3</b> | <b>24.0</b> |
| <b>GIUFFREDA Patrick</b> | <b>6</b> | <b>0</b> | <b>0</b> | <b>7.8</b>  |
| <b>GOLDSWORTHY Matt</b>  | <b>4</b> | <b>4</b> | <b>2</b> | <b>19.8</b> |
| HALL Christopher         | 6        | 2        | 0        | 18.5        |
| HAYES Jack               | 6        | 9        | 8        | 18.5        |
| HAYES Nicholas           | 6        | 8        | 5        | 13.0        |
| <b>JONES Lachlan</b>     | <b>6</b> | <b>0</b> | <b>1</b> | <b>8.8</b>  |
| <b>LEE Jackson</b>       | <b>3</b> | <b>0</b> | <b>0</b> | <b>13.7</b> |
| <b>LONERGAN Jesse</b>    | <b>3</b> | <b>2</b> | <b>0</b> | <b>16.0</b> |
| MANSELL Rhyan            | 6        | 0        | 0        | 12.7        |
| McNEIL Lachlan           | 6        | 2        | 3        | 17.5        |
| MOORE Nicholas           | 1        | 0        | 0        | 7.0         |
| <b>POOLE Angus</b>       | <b>6</b> | <b>2</b> | <b>0</b> | <b>16.0</b> |
| <b>PUDNEY Kai</b>        | <b>2</b> | <b>0</b> | <b>0</b> | <b>15.5</b> |
| <b>REDDEN Jarrad</b>     | <b>6</b> | <b>0</b> | <b>0</b> | <b>14.5</b> |
| ROWE James               | 6        | 18       | 4        | 14.3        |
| ROWLAND Sam              | 6        | 0        | 1        | 17.2        |
| SEYMOUR Pierce           | 6        | 0        | 0        | 12.5        |
| <b>SHARRAD Louis</b>     | <b>1</b> | <b>0</b> | <b>0</b> | <b>12.0</b> |
| <b>SINOR Joseph</b>      | <b>6</b> | <b>1</b> | <b>3</b> | <b>20.2</b> |
| <b>THOMPSON Luke</b>     | <b>4</b> | <b>0</b> | <b>1</b> | <b>11.3</b> |
| TOUMPAS Jimmy            | 6        | 0        | 2        | 24.8        |
| Von BERTOUCH Jake        | 6        | 13       | 8        | 10.2        |
| WEIHR Jacob              | 6        | 0        | 2        | 15.3        |

For more Historical Information

## EAGLES

### 2020 CLUB GUIDE

<https://s3-ap-southeast-2.amazonaws.com/sanfl-media/content/uploads/2020/06/24094656/2020-Club-3-Guide-Eagles.pdf>



For a full Eagles  
2020 Senior Player List  
go to Page 27 of this report



# BLOODS

## West Adelaide Football Club



### 2020 RESULTS & FIXTURE

R1 28/6 @Ad Lost 10.7 (67) to North 15.6 (96) 29pts  
 R2 5/7 @Ad Draw 12.14 (86) to Central 13.8 (86) DRAW  
 R3 12/7 @Un Lost 9.10 (64) to Sturt 11.7 (72) 8pts  
**R4 18/7 @Ri WON 10.4 (64) to Glenelg 7.6 (48) 16pts**  
 R5 25/7 @NL Lost 9.5 (59) to South 12.7. (79) 20pts  
 R6 1/8 @Ri Lost 8.9 (57) to Norwood 19.10 (124) 67pts

R7 8/8 @Wd @ Eagles  
**R8 14/8 @Pr V North**  
 R9 22/8 @El @ Central  
**R10 28/8 @Ri V Sturt**  
 R11 5/9 @Gl @ Glenelg  
**R12 11/9 @Ri V South**  
**R13 TBA @Ri V Eagles**  
 R14 TBA @Nw @ Norwood

### 2020 Powerade Breakthrough Player

(N) Nominee for Round (W) Winner for Round

**Rd 3 (W) Isaac Johnson (West)**

Rd 4 (N) Ed Allan (West)

Rd 5 Ed Allan (West)

### 2020 AAMI Rookies

Rd 3 v Gl Mitch Duval (West) – Unley FC  
 Rd 3 v Gl Stuart Taverner (West) – Plympton FC  
 Rd 3 v Gl Ed Allan (West) – Uraidla Districts FC


For more Historical Information

## WEST

### 2020 CLUB GUIDE.

<https://s3-ap-southeast-2.amazonaws.com/sanfl-media/content/uploads/2020/06/24095044/2020-Club-3-Guide-West.pdf>

For a full Bloods  
**2020 Senior Player List**  
 go to end of this report



### 2020 PLAYER STATS

| PLAYER                  | Gm       | G        | B        | PossPG      |
|-------------------------|----------|----------|----------|-------------|
| ALLAN Edward            | 4        | 2        | 2        | 18.8        |
| ANDERSON Aaron          | 6        | 0        | 0        | 19.2        |
| BATLEY Nathan           | 6        | 2        | 0        | 17.0        |
| <b>BOYLE Jordon</b>     | <b>6</b> | <b>1</b> | <b>2</b> | <b>25.3</b> |
| <b>CLEELAND Jade</b>    | <b>1</b> | <b>1</b> | <b>0</b> | <b>11.0</b> |
| <b>DURKIN Elliot</b>    | <b>5</b> | <b>0</b> | <b>1</b> | <b>16.4</b> |
| DUVAL Mitchell          | 4        | 0        | 0        | 12.5        |
| ELLEM Hamish            | 1        | 1        | 1        | 10.0        |
| FAIRLIE Patrick         | 6        | 2        | 1        | 16.7        |
| <b>HAYSMAN Hugh</b>     | <b>2</b> | <b>0</b> | <b>2</b> | <b>18.5</b> |
| <b>HILL Logan</b>       | <b>5</b> | <b>0</b> | <b>0</b> | <b>15.8</b> |
| <b>HUPFIELD Lyndon</b>  | <b>6</b> | <b>7</b> | <b>2</b> | <b>10.0</b> |
| JOHNSON Isaac           | 6        | 7        | 5        | 16.0        |
| KARPANY Kenneth         | 6        | 4        | 3        | 8.8         |
| KEOUGH Thomas           | 6        | 10       | 3        | 12.7        |
| <b>KIRK Kyle</b>        | <b>5</b> | <b>2</b> | <b>0</b> | <b>9.8</b>  |
| <b>KOSTER Josh</b>      | <b>1</b> | <b>0</b> | <b>0</b> | <b>1.0</b>  |
| <b>LAUBE Keelan</b>     | <b>1</b> | <b>0</b> | <b>1</b> | <b>17.0</b> |
| LEVICKI Patrick         | 6        | 0        | 0        | 13.7        |
| MAY Sam                 | 6        | 5        | 3        | 9.8         |
| PARRELLA Andrew         | 4        | 0        | 0        | 6.8         |
| <b>RYAN Joshua</b>      | <b>5</b> | <b>0</b> | <b>0</b> | <b>8.8</b>  |
| <b>SCHILLER Joshua</b>  | <b>3</b> | <b>0</b> | <b>0</b> | <b>15.7</b> |
| <b>STEVENS Kaine</b>    | <b>6</b> | <b>0</b> | <b>1</b> | <b>24.7</b> |
| TAVENER Stuart          | 1        | 0        | 0        | 7.0         |
| TAYLOR Mitchell         | 2        | 0        | 0        | 9.5         |
| THILTHORPE Riley        | 6        | 4        | 6        | 11.7        |
| <b>TURNER Brett</b>     | <b>6</b> | <b>3</b> | <b>3</b> | <b>18.8</b> |
| <b>WAITE Murray</b>     | <b>6</b> | <b>7</b> | <b>3</b> | <b>13.7</b> |
| <b>WILLSMORE Dallas</b> | <b>4</b> | <b>0</b> | <b>3</b> | <b>24.5</b> |





# NORTH v STURT

2.10pm Sat Aug 8 @ Prospect Oval



## Round 7 : SANFL Satewide Super League



| Records Since 1907 | Pl  | NA  | St  | D |
|--------------------|-----|-----|-----|---|
| ALL ENCOUNTERS     | 263 | 118 | 140 | 5 |
| @ Prospect Oval    | 96  | 56  | 40  | - |

### All Recent Encounters

: Sturt have won last 2 and 5 of last 7

### Recent @ Prospect

: Sturt have won last 6

: North last win v Sturt @ Prospect Rd 12 (June 22) 2013

### "Did You Know" Statistical Notes

: Sturt & North played in the last draw in a SANFL premiership deciding match in the 1919 Challenge Final, Sturt won the rematch

### 2019 Round 10 - Sun June 16 @ Prospect Oval (Crowd 2,518)

Sturt 2.2 5.4 8.9 10.10 (70) ,,,, Sturt by 20pts

North 4.2 7.3 7.3 7.8 (50)

Goals - **Sturt:** Hone 4, Colquhoun 2, Battersby 2, Greenslade, Lochowiak, **North:** Hender 3, Laurie, Thring, Schwarz, Jarman. **Best-Sturt:** Hone, Colquhoun, Battersby, Pearce, Kirkwood, Stephens. **North:** Allmond, Tropiano, Hender, Thring, Verity, Neagle..

### Other Recent Results

|            |          |                |       |             |         |           |          |
|------------|----------|----------------|-------|-------------|---------|-----------|----------|
| 2019 Rd 6  | May 4    | @ Peter Motley | Sturt | 13.14 (92)  | d North | 8.10 (58) | by 34pts |
| 2018 1SF   | Sept 9   | @ Adelaide     | North | 16.15 (111) | d Sturt | 8.5 (53)  | by 58pts |
| 2018 Rd 13 | July 8   | @ Prospect     | Sturt | 16.11 (107) | d North | 12.8 (80) | by 27pts |
| 2018 Rd 3  | April 15 | @ Peter Motley | North | 8.6 (54)    | d Sturt | 7.9 (51)  | by 3pts  |
| 2017 Rd 12 | July 8   | @ Peter Motley | Sturt | 13.3 (81)   | d North | 6.9 (45)  | by 36pts |
| 2017 Rd 6  | May 13   | @ Prospect     | Sturt | 12.12.84    | d North | 10.3.63   | by 21pts |
| 2016 Rd 21 | Aug 21   | @ Peter Motley | Sturt | 12.7.79     | d North | 11.9.75   | by 4pts  |
| 2016 Rd 9  | May 22   | @ Prospect     | Sturt | 13.10.88    | d North | 10.8.68   | by 20pts |

### Last Final

|          |         |            |       |             |         |          |          |
|----------|---------|------------|-------|-------------|---------|----------|----------|
| 2018 1SF | Sept 9  | @ Adelaide | North | 16.15 (111) | d Sturt | 8.5 (53) | by 58pts |
| 2005 EF  | Sept 11 | @ Adelaide | North | 15.9.99     | d Sturt | 14.8.92  | by 7pts  |

### Last Draw

|            |         |            |       |         |         |          |
|------------|---------|------------|-------|---------|---------|----------|
| 1997 Rd 15 | July 12 | @ Adelaide | Sturt | 11.8.74 | v North | 10.14.74 |
|------------|---------|------------|-------|---------|---------|----------|

### RECORDS

|                        | NORTH                            | STURT                            |
|------------------------|----------------------------------|----------------------------------|
| Highest Score          | 27.18.180 (Rd 16 Aug11 1990 @Pr) | 25.26.176 (Rd 4 Apr 22 2001 @Un) |
| Lowest Score           | 2.6.18 (Chal F Oct 8 1919 @Ad)   | 2.4.16 (Rd 10 July12 1920 @Ad)   |
| Highest Losing Score   | 19.14.128 (Rd 19 Aug17 1980 @FP) | 18.11.119 (Rd 1 Apr 22 1939 @Pr) |
| Lowest Winning Score   | 5.10.40 (Rd 9 June28 1913 @Ad)   | 3.5.23 (Chall F Oct 8 1919 @Ad)  |
| Biggest Winning Margin | 160pts (Rd 16 Aug11 1990 @Pr)    | 127pts (Rd 4 Apr 22 2001 @Un)    |



# ROOSTERS

## North Adelaide Football Club



### 2020 RESULTS & FIXTURE

|                     |   |              |
|---------------------|---|--------------|
| <b>R1 28/6 @Ad</b>  | <b>WON 15.6 (96) d West 10.7 (67)</b>     | <b>29pts</b> |
| <b>R2 4/7 @Ad</b>   | <b>WON 9.9 (63) d Norwood 8.13 (61)</b>   | <b>2pts</b>  |
| <b>R3 11/7 @Gl</b>  | <b>WON 10.14 (74) d Glenelg 11.5 (71)</b> | <b>3pts</b>  |
| R4 18/7 @Pr         | Lost 7.12 (54) to Eagles 109 (69)         | 15pts        |
| <b>R5 25/7 @El</b>  | <b>WON 14.8 (92) d Central 9.8 (62)</b>   | <b>30pts</b> |
| <b>R6 1/8 @Pr</b>   | <b>WON 9.12 (66) d South 8.10 (58)</b>    | <b>8pts</b>  |
| <b>R7 8.8 @Pr</b>   | <b>V Sturt</b>                            |              |
| R8 14/8 @Ri         | @ West                                    |              |
| <b>R9 22/8 @Pr</b>  | <b>V Norwood</b>                          |              |
| <b>R10 30/8 @Pr</b> | <b>V Glenelg</b>                          |              |
| R11 6/9 @Wd         | @ Eagles                                  |              |
| <b>R12 12/9 @Pr</b> | <b>V Central</b>                          |              |
| R13 TBA @Un         | @ Sturt                                   |              |
| R14 TBA @NI         | @ South                                   |              |

### 2020 Powerade Breakthrough Player

(N) Nominee for Round (W) Winner for Round

No Nominations as yet

### 2020 AAMI Rookies

Rd 1 v WA Will Combe (North) – Crystal Brook FC  
 Rd 4 v Ea Harrison Magor (North) - Ports FC (Port Pirie)

### 2020 PLAYER STATS


| PLAYER                 | Gm       | G         | B        | PossPG      |
|------------------------|----------|-----------|----------|-------------|
| ALLMOND Jarred         | 6        | 2         | 1        | 22.8        |
| BARNS Alexander        | 1        | 0         | 0        | 0.0         |
| BARNS Christopher      | 2        | 2         | 3        | 9.5         |
| <b>CHALMERS Elliot</b> | <b>6</b> | <b>0</b>  | <b>2</b> | <b>12.8</b> |
| <b>CLISBY Mitchell</b> | <b>5</b> | <b>1</b>  | <b>0</b> | <b>16.0</b> |
| <b>COMBE Campbell</b>  | <b>6</b> | <b>1</b>  | <b>3</b> | <b>22.7</b> |
| COMBE William          | 6        | 3         | 4        | 14.0        |
| CRAIG Cameron          | 6        | 0         | 0        | 17.5        |
| CRAIG James            | 4        | 0         | 0        | 7.8         |
| <b>FINALY Karl</b>     | <b>3</b> | <b>0</b>  | <b>0</b> | <b>8.7</b>  |
| <b>HARTUNG Billy</b>   | <b>2</b> | <b>0</b>  | <b>0</b> | <b>14.5</b> |
| <b>HARVEY Mitchell</b> | <b>6</b> | <b>8</b>  | <b>7</b> | <b>12.2</b> |
| HENDER Lewis           | 6        | 15        | 4        | 11.5        |
| HEWETT Cameron         | 3        | 0         | 0        | 16.0        |
| HILDER Dyson           | 1        | 0         | 0        | 7.0         |
| <b>JARMAN Ben</b>      | <b>5</b> | <b>1</b>  | <b>0</b> | <b>14.2</b> |
| <b>LeBOIS Kym</b>      | <b>6</b> | <b>11</b> | <b>6</b> | <b>13.5</b> |
| <b>MAGOR Harrison</b>  | <b>3</b> | <b>0</b>  | <b>0</b> | <b>9.7</b>  |
| MILLER Keanu           | 4        | 0         | 0        | 7.3         |
| MINERVINI Lee          | 3        | 1         | 1        | 6.3         |
| MOORE Andrew           | 6        | 6         | 2        | 25.3        |
| <b>RAMSEY Keenan</b>   | <b>6</b> | <b>5</b>  | <b>7</b> | <b>11.3</b> |
| <b>SCHWARZ Tom</b>     | <b>6</b> | <b>2</b>  | <b>2</b> | <b>24.8</b> |
| <b>SLEE Mackenzie</b>  | <b>2</b> | <b>0</b>  | <b>0</b> | <b>9.0</b>  |
| SMITH Tanner           | 6        | 0         | 0        | 9.0         |
| SPINA Alex             | 6        | 0         | 0        | 19.2        |
| SZEKELY Frank          | 6        | 4         | 7        | 15.7        |
| <b>WIGG Harrison</b>   | <b>6</b> | <b>0</b>  | <b>1</b> | <b>22.3</b> |
| <b>YOUNG Robert</b>    | <b>4</b> | <b>2</b>  | <b>1</b> | <b>12.8</b> |

For more Historical Information

## NORTH

### 2020 CLUB GUIDE

<https://s3-ap-southeast-2.amazonaws.com/sanfl-media/content/uploads/2020/06/24094751/2020-Club-3-Guide-North.pdf>



For a full Roosters  
 2020 Senior Player List  
 go to Page 27 of this report



# DOUBLE BLUES

## Sturt Football Club



### 2020 RESULTS & FIXTURE

|                    |            |                                    |              |
|--------------------|------------|------------------------------------|--------------|
| <b>R1 27/6 @Ad</b> | <b>WON</b> | <b>8.3 (51) d Central 5.6 (36)</b> | <b>15pts</b> |
| R2 4/7 @Ad         | Lost       | 6.9 (45) to Eagles 14.12 (96)      | 51pts        |
| <b>R3 12/7 @Un</b> | <b>WON</b> | <b>11.7 (72) d West 9.10 (64)</b>  | <b>8pts</b>  |
| R4 18/7 @NL        | Lost       | 7.5 (47) to South 10.10 (70)       | 23pts        |
| R5 26/7 @Un        | Lost       | 10.13 (73) to Norwood 13.10 (88)   | 15pts        |
| R6 2/8 @Gl         | Lost       | 8.16 (64) to Glenelg 12.10 (82)    | 18pts        |

|                    |                  |
|--------------------|------------------|
| R7 8/8 @Pr         | @ North          |
| <b>R8 15/8 @Un</b> | <b>V Central</b> |
| R9 22/8 @Wd        | @ Eagles         |
| R10 28/8 @Ri       | @ West           |
| <b>R11 5/9 @Un</b> | <b>V South</b>   |
| R12 11/9 @Ri       | @ Norwood        |
| <b>R13 TBA @Un</b> | <b>V North</b>   |
| <b>R14 TBA @Un</b> | <b>V Glenelg</b> |

### 2020 Powerade Breakthrough Player

(N) Nominee for Round **(W) Winner for Round**

|                 |                   |
|-----------------|-------------------|
| Rd 1 (N)        | Ash Johnson       |
| <b>Rd 2 (W)</b> | <b>Casey Voss</b> |

### 2020 AAMI Rookies

|           |  |
|-----------|--|
| Rd 1 v CD | Lachlan Burrows (Sturt) – Uraidla Districts FC |
| Rd 1 v CD | Jed McEntee (Sturt) – Mitcham FC               |
| Rd 2 v Ea | Malachi Lines (Sturt) – Mt Barker FC           |
| Rd 3 v WA | Tom Lewis (Sturt) – Meningie FC                |

For more Historical Information

# STURT

## 2020 CLUB GUIDE.

<https://s3-ap-southeast-2.amazonaws.com/sanfl-media/content/uploads/2020/06/24095015/2020-Club-3-Guide-Sturt.pdf>

For a full Double Blues  
2020 Senior Player List  
go to end of this report



### 2020 PLAYER STATS

| PLAYER                   | Gm       | G        | B        | PossPG      |
|--------------------------|----------|----------|----------|-------------|
| BATTERSBY James          | 6        | 1        | 0        | 25.5        |
| BENNETT Darcy            | 1        | 0        | 0        | 9.0         |
| BURROWS Lachlan          | 2        | 1        | 1        | 4.5         |
| <b>CAREY Henry</b>       | <b>2</b> | <b>0</b> | <b>1</b> | <b>11.5</b> |
| <b>COLQUHOUN Sam</b>     | <b>4</b> | <b>1</b> | <b>0</b> | <b>26.8</b> |
| <b>COOMBLAS Will</b>     | <b>1</b> | <b>0</b> | <b>0</b> | <b>9.0</b>  |
| CROCKER Matthew          | 3        | 0        | 0        | 11.3        |
| DAVIS Abe                | 6        | 3        | 3        | 15.8        |
| EDMONDS Luke             | 5        | 0        | 0        | 6.4         |
| <b>EVANS Mark</b>        | <b>6</b> | <b>1</b> | <b>2</b> | <b>17.5</b> |
| <b>FAHEY-SPARKS Dani</b> | <b>6</b> | <b>4</b> | <b>2</b> | <b>12.8</b> |
| <b>GORE Dean</b>         | <b>6</b> | <b>1</b> | <b>0</b> | <b>11.2</b> |
| HARMS Thomas             | 4        | 0        | 1        | 13.5        |
| HONE Joshua              | 6        | 8        | 3        | 12.5        |
| HOULAHAN Jordan          | 2        | 0        | 0        | 5.5         |
| <b>ILLMAN Rory</b>       | <b>6</b> | <b>0</b> | <b>0</b> | <b>5.3</b>  |
| <b>JOHNSON Aidyn</b>     | <b>4</b> | <b>0</b> | <b>4</b> | <b>9.0</b>  |
| <b>JOHNSON Ash</b>       | <b>4</b> | <b>6</b> | <b>8</b> | <b>8.3</b>  |
| KIRKWOOD Zane            | 6        | 3        | 2        | 18.7        |
| LATCHFORD Hamish         | 3        | 0        | 0        | 8.7         |
| LEWIS Tom                | 2        | 1        | 0        | 10.5        |
| <b>LINES Malachi</b>     | <b>2</b> | <b>0</b> | <b>0</b> | <b>11.0</b> |
| <b>McENTEE Jed</b>       | <b>6</b> | <b>1</b> | <b>1</b> | <b>10.5</b> |
| <b>MORRISON Harry</b>    | <b>2</b> | <b>2</b> | <b>4</b> | <b>9.5</b>  |
| PAGE Guy                 | 3        | 0        | 0        | 8.0         |
| PENFOLD Jack             | 3        | 0        | 2        | 8.3         |
| SCHWARZE Beau            | 2        | 1        | 2        | 5.5         |
| <b>SLIMMING Steven</b>   | <b>5</b> | <b>5</b> | <b>1</b> | <b>11.8</b> |
| <b>SUMNER Byron</b>      | <b>3</b> | <b>1</b> | <b>0</b> | <b>8.0</b>  |
| <b>SUTCLIFFE Jake</b>    | <b>5</b> | <b>8</b> | <b>3</b> | <b>8.8</b>  |
| THIELE Joel              | 4        | 0        | 0        | 12.5        |
| VOSS Casey               | 6        | 2        | 0        | 17.0        |
| WUNDKE Sam               | 6        | 0        | 0        | 15.7        |



# NORWOOD v SOUTH

2.10pm Sun Aug 9 @ Coopers Stadium, Norwood



## Round 7 : SANFL Statewide Super League



| Records Since 1907 | Pl  | Nw  | SA | D |
|--------------------|-----|-----|----|---|
| ALL ENCOUNTERS     | 259 | 180 | 77 | 2 |
| @ Coopers Stadium  | 113 | 86  | 25 | 2 |

### All Recent Encounters

: Norwood have won 4 of last 5

### Recent @ Coopers Stadium, Norwood

: Norwood have won last 2

### "Did You Know" Statistical Notes

: Between them they won the first 8 SANFL premierships and 19 of the first 24 premierships

: Norwood & South tied for top at the end of the 1894 season then drew their first final to decide the premiership. Norwood won the rematch.

### 2019 Round 14 - Sat July 20 @ Coopers Stadium, Norwood (Crowd 1.866)

Norwood 2.2 7.5 8.7 15.13 (103) ... North by 45pts

South 3.6 4.7 6.12 7.16 (58)

**Goals - Norwood:** Nunn 4, Bampton 2, Barry 2, Stephens 2, Dawe, Gerloff, Hamilton, Johnston, Panos., **South:** Cross 2, Fitt2, Heaslip, Noble, Whittlesea... **Best:— Norwood:** Nunn, Johnstone, Panos, Shenton, Boulderstone. **South:** Davis, Rose, Haines, Cross, Fitt

### Recent Other Results

|            |          |                   |         |             |   |         |            |          |
|------------|----------|-------------------|---------|-------------|---|---------|------------|----------|
| 2019 Rd 14 | July 20  | @ Coopers         | Norwood | 15.13 (103) | d | South   | 7.16 (58)  | by 45pts |
| 2019 Rd 9  | June 10  | @ Flinders Uni St | Norwood | 14.9 (93)   | d | South   | 13.13 (91) | by 2pts  |
| 2018 Rd 19 | Aug 26   | @ Flinders Uni St | South   | 16.11 (107) | d | Norwood | 12.9 (81)  | by 26pts |
| 2018 Rd 2  | April 8  | @ Coopers         | Norwood | 19.13 (127) | d | South   | 11.14 (80) | by 47pts |
| 2017 Rd 10 | June 18  | @ Flinders Uni St | Norwood | 10.8 (68)   | d | South   | 8.12 (60)  | by 8pts  |
| 2017 Rd 4  | April 28 | @ Coopers         | South   | 13.11.89    | d | Norwood | 13.7.85    | by 4pts  |
| 2016 Rd 14 | July 2   | @ Coopers         | South   | 12.13.85    | d | Norwood | 8.8.56     | by 29pts |
| 2016 Rd 7  | May 7    | @ Flinders Uni St | South   | 15.12.102   | d | Norwood | 12.7.79    | by 23pts |

### Last Final

1990 EF Sept 16 @ AAMI South 19.18.132 d Norwood 13.12.90 by 42pts

### Last Draw

2008 Rd 5 April 25 @ Coopers Norwood 11.12.78 drew South 11.12.78 DRAW

### RECORDS

|                        | NORWOOD   |                           | SOUTH     |                        |
|------------------------|-----------|---------------------------|-----------|------------------------|
| Highest Score          | 27.17.179 | (Rd14 June20 1992 @Nw)    | 23.13.151 | (Rd17 Sept2 1939 @Nw)  |
| Lowest Score           | 3.5.23    | (Rd12 July26 1913 @Ad)    | 3.2.20    | (Rd15 July16 1988 @Ad) |
| Highest Losing Score   | 16.14.110 | (25F Sept17 1938 @Ad)     | 18.14.122 | (Rd1 Apr3 1971 @Nw)    |
| Lowest Winning Score   | 5.12.42   | (Final Oct1 1921 @Ad)     | 3.8.26    | (Rd12 July26 1913 @Nw) |
| Biggest Winning Margin | 116pts    | (3 times, last Rd10 1980) | 88pts     | (Rd8 June15 1935 @Nw)  |



# REDLEGS

## Norwood Football Club



### 2020 RESULTS & FIXTURE

R1 28/6 @Ad Lost 10.14 (73) to Glenelg 11.10 (76) 3pts  
 R2 4/7 @Ad Lost 8.13 (61) to North 9.9 (63) 2pts  
 R3 12/7 @Wd Lost 4.7 (31) to Eagles 14.12 (96) 65pts  
**R4 18/7 @Nw WON 15.14 (104) d Central 12.14 (86) 18pts**  
**R5 26/7 @Un WON 13.10 (88) d Sturt 10.13 (73) 15pts**  
**R6 1/8 @Ri WON 19.10 (124) d West 8.9 (57) 67pts**

**R7 9/8 @Nw V South**  
**R8 15/8 @Nw V Glenelg**  
 R9 22/8 @Pr @ North  
**R10 28/8 @Nw V Eagles**  
 R11 5/9 @EL @ Central  
**R12 11/9 @Nw V Sturt**  
 R13 TBA @NL @ South  
**R14 TBA @Nw V West**

### 2020 Powerade Breakthrough Player

(N) Nominee for Round (W) Winner for Round

Rd 4 (N) Jacob Collins (Norwood)

### 2020 AAMI Rookies

Rd 4 v CD Jed Spence – Payneham Norwood Union FC  
 Rd 4 v CD Isaac Saywell – Payneham Norwood Union FC  
 Rd 4 v CD Jacob Collins – Ceduna Blues FC

For more Historical Information

## NORWOOD

### 2020 CLUB GUIDE.

<https://s3-ap-southeast-2.amazonaws.com/sanfl-media/content/uploads/2020/06/24094827/2020-Club-3-Guide-Norwood.pdf>

For a full Redlegs  
 2020 Senior Player List  
 go to end of this report



### 2020 PLAYER STATS

| PLAYER                  | Gm       | G         | B        | PossPG      |
|-------------------------|----------|-----------|----------|-------------|
| ABBOTT Will             | 5        | 0         | 2        | 12.2        |
| BALL Cameron            | 6        | 0         | 0        | 13.2        |
| BAMPTON Peter           | 6        | 6         | 7        | 10.7        |
| <b>BARRY Dom</b>        | <b>6</b> | <b>2</b>  | <b>3</b> | <b>15.7</b> |
| <b>BATSINAC Ryan</b>    | <b>2</b> | <b>3</b>  | <b>1</b> | <b>26.0</b> |
| <b>BAULDERSTONE Sam</b> | <b>6</b> | <b>1</b>  | <b>1</b> | <b>18.3</b> |
| COLLINS Jacob           | 2        | 0         | 1        | 12.0        |
| DOUGLAS Richard         | 6        | 9         | 3        | 25.8        |
| ELLISON Codey           | 4        | 0         | 4        | 9.8         |
| <b>GERLOFF Cole</b>     | <b>2</b> | <b>1</b>  | <b>2</b> | <b>12.0</b> |
| <b>GRIGG Mitch</b>      | <b>6</b> | <b>6</b>  | <b>8</b> | <b>23.8</b> |
| <b>HAMILTON Declan</b>  | <b>6</b> | <b>4</b>  | <b>7</b> | <b>17.8</b> |
| IRRA Emmanuel           | 6        | 2         | 2        | 15.2        |
| JOHNSTON Lewis          | 3        | 1         | 0        | 28.3        |
| McKENZIE Brad           | 6        | 0         | 1        | 21.2        |
| <b>NELLIGAN Henry</b>   | <b>2</b> | <b>0</b>  | <b>0</b> | <b>6.0</b>  |
| <b>NUNN Matthew</b>     | <b>3</b> | <b>1</b>  | <b>1</b> | <b>29.3</b> |
| <b>PANOS Matthew</b>    | <b>6</b> | <b>10</b> | <b>4</b> | <b>20.5</b> |
| PEDRO Nick              | 2        | 0         | 0        | 4.5         |
| PINYON Tommy            | 6        | 14        | 4        | 8.3         |
| RICHARDS Josh           | 6        | 1         | 1        | 14.2        |
| <b>RICHARDS Zac</b>     | <b>6</b> | <b>2</b>  | <b>0</b> | <b>20.3</b> |
| <b>ROKAHR Nic</b>       | <b>6</b> | <b>0</b>  | <b>0</b> | <b>20.2</b> |
| <b>SAYWELL Isaac</b>    | <b>1</b> | <b>0</b>  | <b>0</b> | <b>13.0</b> |
| SHENTON Cameron         | 6        | 1         | 1        | 17.8        |
| SPENCE Jed              | 1        | 0         | 1        | 10.0        |
| SURMAN Luke             | 3        | 2         | 2        | 7.0         |
| <b>SZUST Cody</b>       | <b>3</b> | <b>0</b>  | <b>0</b> | <b>10.3</b> |
| <b>TALIA Michael</b>    | <b>1</b> | <b>0</b>  | <b>0</b> | <b>4.0</b>  |
| <b>WILKINS Mitch</b>    | <b>6</b> | <b>1</b>  | <b>1</b> | <b>14.8</b> |
| WILSON Anthony          | 2        | 2         | 3        | 7.5         |



# PANTHERS

## South Adelaide Football Club



### 2020 RESULTS & FIXTURE

|                    |            |                                      |              |
|--------------------|------------|--------------------------------------|--------------|
| <b>R1 27/6 @Ad</b> | <b>WON</b> | <b>11.8 (74) d Eagles 10.8 (68)</b>  | <b>6pts</b>  |
| R1 5/7 @Ad         | Lost       | 14.8 (92) to Glenelg 15.7 (97)       | 5pts         |
| <b>R3 11/7 @El</b> | <b>WON</b> | <b>11.12 (78) d Central 5.4 (34)</b> | <b>44pts</b> |
| <b>R4 18/7 @NL</b> | <b>WON</b> | <b>10.10 (70) d Sturt 7.5 (47)</b>   | <b>23pts</b> |
| <b>R5 25/7 @NL</b> | <b>WON</b> | <b>12.7 (79) d West 9.5 (59)</b>     | <b>20pts</b> |
| R6 1/8 @Pr         | Lost       | 8.10 (58) to North 9.12 (66)         | 8pts         |

|                     |                  |
|---------------------|------------------|
| R7 9/8 @Nw          | @ Norwood        |
| <b>R8 15/8 @NL</b>  | <b>V Eagles</b>  |
| R9 22/8 @Gl         | @ Glenelg        |
| <b>R10 29/8 @NL</b> | <b>V Central</b> |
| R11 5/9 @Un         | @ Sturt          |
| R12 11/9 @Ri        | @ West           |
| <b>R13 TBA @NL</b>  | <b>V Norwood</b> |
| <b>R14 TBA @BK</b>  | <b>V North</b>   |

### 2020 Powerade Breakthrough Player

(N) Nominee for Round (W) Winner for Round

|          |               |
|----------|---------------|
| Rd 2 (N) | Luke Bogle    |
| Rd 3 (N) | Cam McGree    |
| Rd 4     | Beau McCreary |

### 2020 AAMI Rookies

|           |                           |
|-----------|---------------------------|
| Rd 1 v Ea | Zac Dumesny – Brighton FC |
| Rd 1 v Ea | Beau McCreary – Cove FC   |


For more Historical Information

## SOUTH

### 2020 CLUB GUIDE.

<https://s3-ap-southeast-2.amazonaws.com/sanfl-media/content/uploads/2020/06/24094921/2020-Club-3-Guide-South.pdf>

For a full Panthers  
2020 Senior Player List  
go to Page 28 of this report



### 2020 PLAYER LISTS

| PLAYER                  | Gm       | G         | B        | PossPG      |
|-------------------------|----------|-----------|----------|-------------|
| BOGLE Luke              | 5        | 4         | 3        | 12.8        |
| BROADBENT Matthew       | 6        | 1         | 1        | 23.8        |
| BROWN Tyson             | 5        | 0         | 1        | 16.6        |
| <b>CAILOTTO Alex</b>    | <b>6</b> | <b>6</b>  | <b>1</b> | <b>9.0</b>  |
| <b>CROSS Joel</b>       | <b>6</b> | <b>2</b>  | <b>4</b> | <b>25.0</b> |
| <b>DUMESNY Zachary</b>  | <b>6</b> | <b>3</b>  | <b>1</b> | <b>13.7</b> |
| ELSWORTHY Jackson       | 1        | 0         | 0        | 9.0         |
| FITT Liam               | 5        | 7         | 4        | 11.0        |
| HAINES Joseph           | 6        | 0         | 0        | 23.0        |
| <b>HAREN Ben</b>        | <b>6</b> | <b>1</b>  | <b>5</b> | <b>9.7</b>  |
| <b>HEASLIP Benjamin</b> | <b>6</b> | <b>1</b>  | <b>2</b> | <b>19.7</b> |
| <b>HIGHMORE Thomas</b>  | <b>6</b> | <b>0</b>  | <b>0</b> | <b>22.3</b> |
| KAPPLER Jaidan          | 6        | 1         | 0        | 10.5        |
| KARPANY Malcom          | 2        | 0         | 0        | 2.5         |
| LONERAGAN James         | 3        | 0         | 0        | 10.3        |
| <b>McCREERY Beau</b>    | <b>6</b> | <b>10</b> | <b>3</b> | <b>11.2</b> |
| <b>McGREE Cameron</b>   | <b>6</b> | <b>2</b>  | <b>0</b> | <b>12.8</b> |
| <b>McKINNON Jesse</b>   | <b>1</b> | <b>0</b>  | <b>0</b> | <b>9.0</b>  |
| MILSON Reece            | 6        | 0         | 0        | 17.2        |
| NOBLE Mark              | 5        | 0         | 0        | 14.2        |
| OVERALL Sam             | 6        | 8         | 2        | 9.8         |
| <b>ROSE Matthew</b>     | <b>1</b> | <b>0</b>  | <b>0</b> | <b>4.0</b>  |
| <b>SAMPSON Hayden</b>   | <b>6</b> | <b>7</b>  | <b>1</b> | <b>14.3</b> |
| <b>SCHWARZ Nic</b>      | <b>5</b> | <b>2</b>  | <b>4</b> | <b>16.0</b> |
| SUMMERTON Jake          | 6        | 1         | 0        | 12.0        |
| TUCKER Darnell          | 1        | 0         | 0        | 13.0        |
| WHITTLESEA Thomas       | 2        | 2         | 1        | 7.0         |
| <b>WILKINSON Eamon</b>  | <b>6</b> | <b>8</b>  | <b>6</b> | <b>7.7</b>  |



# WEST v NORTH

7.20pm, Fri Aug 14 @ Hisense Stadium, Richmond



## Round 8 : SANFL Statewide Super League



| Records Since 1907 | PL  | NA  | WA  | D |
|--------------------|-----|-----|-----|---|
| ALL ENCOUNTERS     | 268 | 154 | 113 | 1 |
| @ Hisense Stadium  | 64  | 31  | 33  | - |

All Recent Encounters  
: North have won last 4 of last 5

Recent @ Hisense Stadium, Richmond  
: Last 4 games split with 2 wins each

2020 Round 1 - 12.00pm Sunday June 28th @ Adelaide Oval

|              |            |            |             |                  |                    |
|--------------|------------|------------|-------------|------------------|--------------------|
| <b>North</b> | <b>3.2</b> | <b>7.3</b> | <b>11.5</b> | <b>15.6 (96)</b> | ... North by 29pts |
| <b>West</b>  | <b>3.1</b> | <b>6.4</b> | <b>7.6</b>  | <b>10.7 (67)</b> |                    |

Goals - North: Hender 7, Le Bois 3, Szekeley 2, Moore, Allmond, C Combe, West: Hupfield 4, Karpany, Johnson, Keough, Batley, Turner, May. Best — North : Hender, Moore, Wigg, C Craig, Allmond, Schwarz., West: Boyle, Batley, Stevens, Willsmore, Hupfield.

### Other Recent Results

|            |          |            |       |             |         |            |           |
|------------|----------|------------|-------|-------------|---------|------------|-----------|
| 2019 Rd 13 | July 13  | @ Hisense  | West  | 6.10 (46)   | d North | 6.9 (44)   | by 2pts   |
| 2019 Rd 2  | April 6  | @ Prospect | North | 14.11 (95)  | d West  | 9.12 (66)  | by 29pts  |
| 2018 Rd 12 | June 23  | @ Hisense  | North | 13.17 (95)  | d West  | 7.5 (47)   | by 48pts  |
| 2018 Rd 2  | April 8  | @ Prospect | North | 25.14 (164) | d West  | 2.14 (26)  | by 138pts |
| 2017 Rd 10 | June 24  | @ Hisense  | West  | 15.13 (103) | d North | 13.5 (83)  | by 20pts  |
| 2017 Rd 4  | April 29 | @ Prospect | North | 15.14 (104) | d West  | 12.10 (82) | by 22pts  |
| 2016 Rd12  | June 19  | @ Prospect | West  | 13.4.82     | d North | 12.6.78    | by 4pts   |
| 2016 Rd 8  | May 14   | @ Hisense  | North | 14.16.100   | d West  | 11.7.73    | by 27pts  |

### Recent Finals

|         |         |            |       |           |         |         |          |
|---------|---------|------------|-------|-----------|---------|---------|----------|
| 2013 PF | Sept 29 | @ AAMI     | North | 16.17.112 | d West  | 8.8.56  | by 56pts |
| 2012 PF | Sept 30 | @ AAMI     | West  | 13.10.88  | d North | 10.7.67 | by 21pts |
| 2004 EF | Sept 12 | @ Adelaide | North | 15.14.104 | d West  | 9.17.71 | by 33pts |

### Last Draw

|           |         |           |      |         |         |         |  |
|-----------|---------|-----------|------|---------|---------|---------|--|
| 1921 Rd 7 | June 18 | @ Jubilee | West | 11.4.70 | v North | 9.16.70 |  |
|-----------|---------|-----------|------|---------|---------|---------|--|

### RECORDS

|                        | NORTH     |                        | WEST      |                        |
|------------------------|-----------|------------------------|-----------|------------------------|
| Highest Score          | 26.26.182 | (Rd14 July28 1990 @Pr) | 31.21.207 | (Rd17 Aug3 1985 @Ri)   |
| Lowest Score           | 3.3.21    | (Rd1 May3 1913 @Ad)    | 1.10.16   | (Rd3 May15 1915 @Ad)   |
|                        |           |                        | 2.4.16    | (Rd7 June19 1920 @Ad)  |
| Highest Losing Score   | 20.12.132 | (Rd16 July26 1980 @Pr) | 21.5.131  | (Rd9 June8 1987 @FP)   |
| Lowest Winning Score   | 3.10.28   | (Rd3 May15 1915 @Ad)   | 4.5.29    | (Rd7 June27 1910 @Ad)  |
| Biggest Winning Margin | 138pts    | (Rd2 April 8 2018@Pr)  | 124pts    | (Rd 11 June7 2003 @Ad) |



# SOUTH v EAGLES

2.10pm, Sat Aug 15 @ Flinders University Stadium, Noarlunga



## Round 8 : SANFL Statewide Super League



| All Time Records       | PL | Ea | SA | D |
|------------------------|----|----|----|---|
| ALL ENCOUNTERS         | 75 | 56 | 19 | - |
| @ Flinders Uni St Oval | 26 | 19 | 7  | - |

### All Recent Encounters

: Last 6 games split with 3 wins each

### Recent @ Flinders University Stadium, Noarlunga

: Eagles have won 7 of last 9

### "Did You Know" Statistical Notes

: One of South's first games in 1876 was against a team from Woodville.

### 2020 Round 1 - Saturday June 27th @ Adelaide Oval

**South 1.3 5.6 6.8 11.8 (74) ... South by 6pts**  
**Eagles 3.4 3.4 2.6 10.8 (68)**

**Goals - South:** McCreery 2, Fitt 2, Overall, Wilkinson, Heaslip, McGree, Schwarz, Cailotto, Whittlesea.. **Eagles:** Rowe 3, N Hayes 3, J Hayes 2, Von Vertouch, Poole. **Best — South:** Cross, Broadbent, Haines, Highmore, Milsom. **Eagles :** Foote, J Hayes, Rowland, Toumpas, Goldsworthy.

### Other Recent Results

|            |         |                     |        |            |          |            |          |
|------------|---------|---------------------|--------|------------|----------|------------|----------|
| 2020 Rd 1  | June 27 | @ Adelaide          | South  | 11.8 (74)  | d Eagles | 10.8 (68)  | by 6pts  |
| 2019 Rd 13 | July 13 | @ Flinders Uni St   | Eagles | 14.8 (92)  | d South  | 13.11 (89) | by 3pts  |
| 2019 Rd 8  | June 1  | @ Maughan Thiem Kia | Eagles | 12.15 (87) | d South  | 6/9 (45)   | by 42pts |
| 2018 Rd 18 | Aug 18  | @ Maughan Thiem Kia | South  | 12.7 (79)  | d Eagles | 11.7 (73)  | by 6pts  |
| 2018 Rd 8  | May 26  | @ Flinders Uni St   | Eagles | 9.10 (64)  | d South  | 7.8 (50)   | by 14pts |
| 2017 Rd 16 | Aug 12  | @ Flinders Uni St   | South  | 21.15.141  | d Eagles | 9.4.58     | by 83pts |
| 2017 Rd 9  | June 10 | @ Maughan Thiem Kia | Eagles | 6.8.44     | d South  | 6.7.43     | by 1pt   |
| 2016 Rd 13 | June 25 | @ Maughan Thiem Kia | Eagles | 10.13.72   | d South  | 6.5.41     | by 31pts |
| 2016 Rd 2  | Apr 3   | @ Flinders Uni St   | South  | 14.12.96   | d Eagles | 8.5.53     | by 43pts |

### Previous Finals

|          |         |            |        |           |          |         |          |
|----------|---------|------------|--------|-----------|----------|---------|----------|
| 2014 EF  | Aug 30  | @ Adelaide | South  | 13.11.89  | d Eagles | 10.9.69 | by 20pts |
| 2011 1SF | Sept 25 | @ AAMI     | Eagles | 21.10.136 | d South  | 10.6.66 | by 70pts |

### RECORDS

|                        |           |                         |
|------------------------|-----------|-------------------------|
| Highest Score          | 24.19.163 | (Rd1 April 7 2007 @ EB) |
| Lowest Score           | 4.11.35   | (Rd6 May2 1997 @Nw)     |
| Highest Losing Score   | 14.8.92   | (Rd10 May21 1994 @Wd)   |
| Lowest Winning Score   | 6.8.44    | (Rd9 June 10 2017 @Wd)  |
| Biggest Winning Margin | 103pts    | (Rd22 Sept1 2007 @Wd)   |

### SOUTH

|           |                       |
|-----------|-----------------------|
| 22.15.147 | (Rd18 Aug 8 2006 @NI) |
| 2.3.15    | (Rd13 June3 2000 @NI) |
| 18.9.117  | (Rd 1 Mar29 2003 @NI) |
| 10.5.65   | (Rd6 May2 1997 @Nw)   |
| 9.11 (65) | (Rd16 Aug9 2014 @Wd)  |
| 83pts     | (Rd16 Aug12 2017 @NI) |





# STURT v CENTRAL

2.10pm, Sat Aug 15 @ Peter Motley Oval, Unley



## Round 8 : SANFL Statewide Super League



| All Time Records    | PL  | CD | St | D |
|---------------------|-----|----|----|---|
| ALL ENCOUNTERS      | 134 | 66 | 68 | - |
| @ Peter Motley Oval | 41  | 12 | 29 |   |

### All Recent Encounters

: Sturt have won last 10, Central last win Rd 17 (Aug 8) 2015

### Recent @ Peter Motley Oval, Unley

: Sturt have won last 5

### "Did You Know" Statistical Notes

**: Sturt's 10 game winning streak against Central is the longest current head to head streak in the league**

: Central's first final and first finals win was against Sturt (First Semi, Sept 4, 1971). The loss ended the Double Blue's run of 5 straight premierships from 1966-1970.

: Sturts last win v Central (Rd 1 2020) was their lowest winning score in 68 victories against the Bulldogs.

### 2020 Round 1 - 11.50am Saturday June 27th @ Adelaide Oval

**Sturt 3.0 6.0 7.1 8.3 (51) ... Sturt by 15pts**  
**Central 0.1 3.2 4.5 5.6 (36)**

Goals - **Sturt**: Johnson 3, Davis, Burrows, Sumner, Hone, Schwarze **Central** D Menzel 2, Olsson, Lange, Presbury.. **Best**:—**Sturt**; Battersby, Kirkwood, Johnson, Evans, Voss. **Central** : Lange, Boyd, T Menzel, Schiller, Presbury.

### Other Recent Results

|                    |                 |                  |                     |          |
|--------------------|-----------------|------------------|---------------------|----------|
| 2019 Rd 13 July 13 | @ X Convenience | Sturt 12.12 (84) | d Central 12.7 (79) | by 5pts  |
| 2019 Rd 8 June 2   | @ Peter Motley  | Sturt 15.8 (94)  | d Central 8.11 (59) | by 39pts |
| 2018 Rd 16 July 28 | @ Peter Motley  | Sturt 18.12.120  | d Central 10.9.69   | by 51pts |
| 2018 Rd 7 May 19   | @ X Convenience | Sturt 16.9.105   | d Central 10.10.70  | by 35pts |
| 2017 1SF Sept 10   | @ Adelaide      | Sturt 13.8.86    | d Central 11.13.79  | by 7pts  |
| 2017 Rd 16 July 22 | @ Peter Motley  | Sturt 19.13.127  | d Central 14.12.96  | by 31pts |
| 2017 Rd 9 Jun 10   | @ X Convenience | Sturt 12.9.91    | d Central 10.6.66   | by 17pts |
| 2016 Rd 16 July 16 | @ X Convenience | Sturt 10.9.69    | d Central 9.6.60    | by 9pts  |
| 2016 Rd 3 April 10 | @ Peter Motley  | Sturt 11.16.82   | d Central 9.7.61    | by 21pts |
| 2015 Rd 17 Aug 8   | @ X Convenience | Central 10.14.74 | d Sturt 10.3.63     | by 11pts |
| 2015 Rd7 May17     | @ Peter Motley  | Sturt 16.11.107  | d Central 14.9.93   | by 14pts |

### Recent Finals

|                  |                 |                  |                    |          |
|------------------|-----------------|------------------|--------------------|----------|
| 2017 1SF Sept 10 | @ Adelaide      | Sturt 13.8.86    | d Central 11.13.79 | by 7pts  |
| 2009 GF Oct 4    | @ AAMI Stadium  | Central 13.14.92 | d Sturt 7.12.54    | by 38pts |
| 2009 QF Sept 13  | @ AAMI Stadium  | Central 11.9.75  | d Sturt 10.9.69    | by 6pts  |
| 2008 QF Sept 14  | @ Adelaide Oval | Central 9.13.67  | d Sturt 9.10.64    | by 3pts  |

### Last Draw - Never Drawn

#### RECORDS

|                        | CENTRAL                         |
|------------------------|---------------------------------|
| Highest Score          | 28.16.184 (Rd17 July8 1995 @El) |
| Lowest Score           | 4.7.31 (Rd3 Apr29 1967 @El)     |
| Highest Losing Score   | 18.15.123(Rd7 May15 1982 @FP)   |
| Lowest Winning Score   | 9.13.67 (QF Sept 14 2008 @Ad)   |
| Biggest Winning Margin | 134pts (Rd1 Apr3 1993 @El)      |

#### STURT

|                 |                                |
|-----------------|--------------------------------|
| 29.15.189       | (Rd15 July9 1977 @Un)          |
| 3.12.30         | (2 times, last Rd 15 2002)     |
| 21.15.141       | (Rd16 July17 1982 @Un)         |
| <b>8.3 (51)</b> | <b>(Rd1, June 27 2020 @Ad)</b> |
| 116pts          | (Rd3 Apr29 1967 @El)           |



# NORWOOD v GLENELG

7.20pm, Sat Aug 15 @ Coopers Stadium, Norwood



## Round 8 : SANFL Statewide Super League



| All Time Records  | Pl  | Gl  | Nw  | D |
|-------------------|-----|-----|-----|---|
| ALL ENCOUNTERS    | 259 | 103 | 155 | 1 |
| @ Coopers Stadium | 94  | 23  | 70  | 1 |

### All Recent Encounters

: Glenelg have won last 2

### Recent @ Coopers Stadium, Norwood

: Norwood have won last 9

: Glenelg last win at Coopers, April 15 2011

### "Did You Know" Statistical Notes

: Both Glenelg and Norwood have recorded their all time lowest score against each other in Friday Night games at Coopers Stadium, Glenelg kicking 1.4.10 in 2004 and Norwood 1.3.9 in 2008.

### 2020 Round 1 - 3.05pm Sunday June 28th @ Adelaide Oval

**Glenelg 2.0 5.3 8.8 11.10 (76) ... Glenelg by 3pts**  
**Norwood 5.4 7.7 7.8 10.13 (73)**

**Goals - Glenelg:** McBean 4, Bailey 3, Reynolds, Partington, Stretch, Nicholson, Norwood: Panos 2, Surman 2, Pinyon 2, Bampton, Nunn, Douglas, Gerloff. **Best:- Glenelg:** Snook, Agnew, Motlop, Nicholson, McBean, Bradley. **Norwood:** Nunn, Panos, Z Richards, Shenton, Johnston, Pinyon.

### Other Recent Results

|            |          |             |   |          |
|------------|----------|-------------|---|----------|
| 2019 Rd 13 | July 14  | @ ACH Group | Glenelg 15.10 (100) d Norwood 8.6 (54)  | by 46pts |
| 2019 Rd 1  | Mar 29   | @ Coopers   | Norwood 9.15 (69) d Glenelg 9.10 (64)   | by 5pts  |
| 2018 Rd 11 | June 16  | @ Coopers   | Norwood 12.13 (85) d Glenelg 7.11 (53)  | by 32pts |
| 2018 Rd 3  | April 14 | @ ACH Group | Glenelg 15.14(104) d Norwood 10.13 (73) | by 31pts |
| 2017 Rd 12 | July 8   | @ ACH Group | Norwood 17.5 (107) d Glenelg 9.12 (66)  | by 41pts |
| 2017 Rd 6  | May 12   | @ Coopers   | Norwood 14.9.93 d Glenelg 9.8.62        | by 31pts |
| 2016 Rd 17 | July 24  | @ ACH Group | Glenelg 10.9.69 d Norwood 9.9.63        | by 6pts  |
| 2016 Rd 4  | April 15 | @ Coopers   | Norwood 10.14.74 d Glenelg 10.8.68      | by 6pts  |

### Recent Finals

|          |         |        |                                   |          |
|----------|---------|--------|-----------------------------------|----------|
| 2010 QF  | Sept 12 | @ AAMI | Norwood 12.11.83 d Glenelg 5.9.39 | by 44pts |
| 1999 1SF | Sep 19  | @ AAMI | Norwood 12.9.81 d Glenelg 10.7.67 | by 14pts |

### Last Draw

|           |        |           |                                     |
|-----------|--------|-----------|-------------------------------------|
| 1964 Rd 2 | Apr 18 | @ Coopers | Norwood 10.20.80 v Glenelg 11.14.80 |
|-----------|--------|-----------|-------------------------------------|

### RECORDS

|                        | GLENELG   |                        | NORWOOD   |                         |
|------------------------|-----------|------------------------|-----------|-------------------------|
| Highest Score          | 32.24.216 | (Rd20 Aug30 1969 @Gl)  | 31.9.195  | (Rd15 Aug25 1937 @Ad)   |
| Lowest Score           | 1.4.10    | (Rd16 July16 2004 @Nw) | 1.3.9     | (Rd 9 May 23 2008 @ CS) |
| Highest Losing Score   | 21.17.143 | (Rd6 May11 1974 @Gl)   | 19.11.125 | (Rd10 July14 1936 @Gl)  |
| Lowest Winning Score   | 9.8.62    | (Rd17 July28 2001 @Gl) | 6.22.58   | (Rd12 July21 1945 @Gl)  |
| Biggest Winning Margin | 112pts    | (Rd20 Aug30 1969 @Gl)  | 127pts    | (Rd18 Aug2 1997 @Gl)    |



# TEAM STATS

As At Mon Aug 3 2020



### SCORING PER GAME

| Rank | Club              | Pts Pg |
|------|-------------------|--------|
| 1st  | <b>Ea</b> Eagles  | 85.2   |
| 2nd  | <b>Nw</b> Norwood | 80.2   |
| 3rd  | <b>Gl</b> Glenelg | 76.2   |
| 4th  | <b>SA</b> South   | 75.2   |
| 5th  | <b>NA</b> North   | 74.2   |
| 6th  | <b>WA</b> West    | 66.2   |
| 7th  | <b>CD</b> Central | 58.8   |
| 8th  | <b>St</b> Sturt   | 58.7   |

### SCORING ALLOWED PER GAME

| Rank | Club              | Pts Pg |
|------|-------------------|--------|
| 1st  | <b>Ea</b> Eagles  | 56.0   |
| 2nd  | <b>SA</b> South   | 61.8   |
| 3rd  | <b>NA</b> North   | 64.7   |
| 4th  | <b>St</b> Sturt   | 72.7   |
| 5th  | <b>Nw</b> Norwood | 75.2   |
| 6th  | <b>Gl</b> Glenelg | 78.3   |
| 7th  | <b>CD</b> Central | 81.7   |
| 8th  | <b>WA</b> West    | 84.2   |

### SCORING DIFF PER GAME

| Rank | Club              | Pts Pg |
|------|-------------------|--------|
| 1st  | <b>Ea</b> Eagles  | 29.2   |
| 2nd  | <b>SA</b> South   | 13.3   |
| 3rd  | <b>NA</b> North   | 9.5    |
| 4th  | <b>Nw</b> Norwood | 5.0    |
| 5th  | <b>Gl</b> Glenelg | -2.2   |
| 6th  | <b>St</b> Sturt   | -14.0  |
| 7th  | <b>WA</b> West    | -18.0  |
| 8th  | <b>CD</b> Central | -22.8  |

### SCORING SHOTS PG

| Rank | Club              | Shots Pg |
|------|-------------------|----------|
| 1st  | <b>Ea</b> Eagles  | 22.7     |
| 2nd  | <b>Nw</b> Norwood | 22.7     |
| 3rd  | <b>NA</b> North   | 20.8     |
| 4th  | <b>SA</b> South   | 20.2     |
| 5th  | <b>Gl</b> Glenelg | 19.5     |
| 6th  | <b>WA</b> West    | 17.8     |
| 7th  | <b>CD</b> Central | 17.2     |
| 8th  | <b>St</b> Sturt   | 17.0     |

### SCORING SHOTS ALLOWED PG

| Rank | Club              | Alwd Pg |
|------|-------------------|---------|
| 1st  | <b>SA</b> South   | 16.0    |
| 2nd  | <b>Ea</b> Eagles  | 16.8    |
| 3rd  | <b>NA</b> North   | 18.0    |
| 4th  | <b>WA</b> West    | 20.0    |
| 5th  | <b>St</b> Sturt   | 20.2    |
| 6th  | <b>Gl</b> Glenelg | 21.7    |
| 7th  | <b>CD</b> Central | 21.7    |
| 8th  | <b>Nw</b> Norwood | 21.8    |

### SCORING SHOTS DIFF PG

| Rank | Club              | Diff Pg |
|------|-------------------|---------|
| 1st  | <b>Ea</b> Eagles  | 5.8     |
| 2nd  | <b>SA</b> South   | 4.2     |
| 3rd  | <b>NA</b> North   | 2.8     |
| 4th  | <b>Nw</b> Norwood | 0.8     |
| 5th  | <b>WA</b> West    | -2.2    |
| 6th  | <b>Gl</b> Glenelg | -2.2    |
| 7th  | <b>St</b> Sturt   | -3.2    |
| 8th  | <b>CD</b> Central | -4.5    |

### ACCURACY

| Rank | Club              | Pts Pg |
|------|-------------------|--------|
| 1st  | <b>Gl</b> Glenelg | 58.1%  |
| 2nd  | <b>Ea</b> Eagles  | 55.1%  |
| 3rd  | <b>SA</b> South   | 54.5%  |
| 4th  | <b>WA</b> West    | 54.2%  |
| 5th  | <b>NA</b> North   | 51.2%  |
| 6th  | <b>Nw</b> Norwood | 50.7%  |
| 7th  | <b>St</b> Sturt   | 49.0%  |
| 8th  | <b>CD</b> Central | 48.5%  |

### ACCURACY ALLOWED

| Rank | Club              | Pts Pg |
|------|-------------------|--------|
| 1st  | <b>Ea</b> Eagles  | 46.5%  |
| 2nd  | <b>Nw</b> Norwood | 48.9%  |
| 3rd  | <b>NA</b> North   | 51.9%  |
| 4th  | <b>St</b> Sturt   | 52.1%  |
| 5th  | <b>Gl</b> Glenelg | 52.3%  |
| 6th  | <b>CD</b> Central | 55.4%  |
| 7th  | <b>SA</b> South   | 57.3%  |
| 8th  | <b>WA</b> West    | 64.2%  |

### ACCURACY DIFF

| Rank | Club              | Pts Pg |
|------|-------------------|--------|
| 1st  | <b>Ea</b> Eagles  | 8.6%   |
| 2nd  | <b>Gl</b> Glenelg | 5.8%   |
| 3rd  | <b>Nw</b> Norwood | 1.9%   |
| 4th  | <b>NA</b> North   | -0.7%  |
| 5th  | <b>SA</b> South   | -2.7%  |
| 6th  | <b>St</b> Sturt   | -3.0%  |
| 7th  | <b>CD</b> Central | -6.8%  |
| 8th  | <b>WA</b> West    | -10.0% |

### INSIDE 50's PER GAME

| Rank | Club              | I50 Pg |
|------|-------------------|--------|
| 1st  | <b>Nw</b> Norwood | 49.0   |
| 2nd  | <b>SA</b> South   | 48.7   |
| 3rd  | <b>GL</b> Glenelg | 47.2   |
| 4th  | <b>Ea</b> Eagles  | 46.8   |
| 5th  | <b>NA</b> North   | 45.7   |
| 6th  | <b>WA</b> West    | 41.8   |
| 7th  | <b>St</b> Sturt   | 38.7   |
| 8th  | <b>CD</b> Central | 37.2   |

### INSIDE 50's ALLOWED PG

| Rank | Club              | Pts Pg |
|------|-------------------|--------|
| 1st  | <b>SA</b> South   | 35.7   |
| 2nd  | <b>WA</b> West    | 41.3   |
| 3rd  | <b>Ea</b> Eagles  | 41.8   |
| 4th  | <b>NA</b> North   | 43.3   |
| 5th  | <b>CD</b> Central | 45.7   |
| 6th  | <b>St</b> Sturt   | 47.2   |
| 7th  | <b>Nw</b> Norwood | 49.7   |
| 8th  | <b>GL</b> Glenelg | 49.8   |

### INSIDE 50'S DIFFERENCE PG

| Rank | Club              | Pts Pg |
|------|-------------------|--------|
| 1st  | <b>SA</b> South   | 13.0   |
| 2nd  | <b>Ea</b> Eagles  | 5.0    |
| 3rd  | <b>NA</b> North   | 2.3    |
| 4th  | <b>WA</b> West    | 0.5    |
| 5th  | <b>Nw</b> Norwood | -0.7   |
| 6th  | <b>GL</b> Glenelg | -2.7   |
| 7th  | <b>CD</b> Central | -8.5   |
| 8th  | <b>St</b> Sturt   | -8.5   |

### FORWARD EFFICIENCY

Shots / I50

| Rank | Club              | Pct   |
|------|-------------------|-------|
| 1st  | <b>Ea</b> Eagles  | 48.4% |
| 2nd  | <b>Nw</b> Norwood | 46.3% |
| 3rd  | <b>CD</b> Central | 46.2% |
| 4th  | <b>NA</b> North   | 45.6% |
| 5th  | <b>St</b> Sturt   | 44.0% |
| 6th  | <b>WA</b> West    | 42.6% |
| 7th  | <b>SA</b> South   | 41.4% |
| 8th  | <b>GL</b> Glenelg | 41.3% |

### DEFENSIVE EFFICIENCY

Shots Allowed / I50 Allowed

| Rank | Club              | Pct   |
|------|-------------------|-------|
| 1st  | <b>Ea</b> Eagles  | 40.2% |
| 2nd  | <b>NA</b> North   | 41.5% |
| 3rd  | <b>St</b> Sturt   | 42.8% |
| 4th  | <b>GL</b> Glenelg | 43.5% |
| 5th  | <b>Nw</b> Norwood | 44.0% |
| 6th  | <b>SA</b> South   | 44.9% |
| 7th  | <b>CD</b> Central | 47.4% |
| 8th  | <b>WA</b> West    | 48.4% |

### DIFF FORWARD & DEFENSIVE EFFICIENCY

| Rank | Club              | Pct   |
|------|-------------------|-------|
| 1st  | <b>Ea</b> Eagles  | 8.2%  |
| 2nd  | <b>NA</b> North   | 4.1%  |
| 3rd  | <b>Nw</b> Norwood | 2.3%  |
| 4th  | <b>St</b> Sturt   | 1.2%  |
| 5th  | <b>CD</b> Central | -1.3% |
| 6th  | <b>GL</b> Glenelg | -2.1% |
| 7th  | <b>SA</b> South   | -3.4% |
| 8th  | <b>WA</b> West    | -5.8% |

### BALL EFFICIENCY

Possessions / Scoring Shot

| Rank | Club              | Pct  |
|------|-------------------|------|
| 1st  | <b>Ea</b> Eagles  | 15.0 |
| 2nd  | <b>SA</b> South   | 15.6 |
| 3rd  | <b>Nw</b> Norwood | 15.8 |
| 4th  | <b>NA</b> North   | 15.8 |
| 5th  | <b>St</b> Sturt   | 16.2 |
| 6th  | <b>GL</b> Glenelg | 17.1 |
| 7th  | <b>WA</b> West    | 18.2 |
| 8th  | <b>CD</b> Central | 19.0 |

### BALL EFFICIENCY ALLOWED

(Possessions / Scoring Shot) Allowed

| Rank | Club              | Pct  |
|------|-------------------|------|
| 1st  | <b>SA</b> South   | 20.0 |
| 2nd  | <b>NA</b> North   | 19.0 |
| 3rd  | <b>Ea</b> Eagles  | 19.0 |
| 4th  | <b>WA</b> West    | 16.7 |
| 5th  | <b>Nw</b> Norwood | 15.3 |
| 6th  | <b>CD</b> Central | 15.2 |
| 7th  | <b>St</b> Sturt   | 15.1 |
| 8th  | <b>GL</b> Glenelg | 14.6 |

### BALL EFFICIENCY DIFF

| Rank | Club              | Pct  |
|------|-------------------|------|
| 1st  | <b>SA</b> South   | -4.4 |
| 2nd  | <b>Ea</b> Eagles  | -3.9 |
| 3rd  | <b>NA</b> North   | -3.2 |
| 4th  | <b>Nw</b> Norwood | 0.5  |
| 5th  | <b>St</b> Sturt   | 1.0  |
| 6th  | <b>WA</b> West    | 1.5  |
| 7th  | <b>GL</b> Glenelg | 2.5  |
| 8th  | <b>CD</b> Central | 3.8  |



# TEAM STATS

## As At Mon Aug 3 2020



### POSSESSIONS PER GAME

| Rank | Club              | Poss Pg |
|------|-------------------|---------|
| 1st  | <b>Nw</b> Norwood | 359.2   |
| 2nd  | <b>Ea</b> Eagles  | 340.5   |
| 3rd  | <b>Gl</b> Glenelg | 333.5   |
| 4th  | <b>NA</b> North   | 330.2   |
| 5th  | <b>CD</b> Central | 326.2   |
| 6th  | <b>WA</b> West    | 324.8   |
| 7th  | <b>SA</b> South   | 314.5   |
| 8th  | <b>St</b> Sturt   | 274.8   |

### POSS ALLOWED PER GAME

| Rank | Club              | P Alw Pg |
|------|-------------------|----------|
| 1st  | <b>St</b> Sturt   | 305.5    |
| 2nd  | <b>Gl</b> Glenelg | 315.5    |
| 3rd  | <b>Ea</b> Eagles  | 319.0    |
| 4th  | <b>SA</b> South   | 319.8    |
| 5th  | <b>CD</b> Central | 329.8    |
| 6th  | <b>WA</b> West    | 333.7    |
| 7th  | <b>Nw</b> Norwood | 334.7    |
| 8th  | <b>NA</b> North   | 342.3    |

### POSSESSIONS DIFFERENCE PG

| Rank | Club              | P Diff Pg |
|------|-------------------|-----------|
| 1st  | <b>Nw</b> Norwood | 24.5      |
| 2nd  | <b>Ea</b> Eagles  | 21.5      |
| 3rd  | <b>Gl</b> Glenelg | 18.0      |
| 4th  | <b>CD</b> Central | -3.7      |
| 5th  | <b>SA</b> South   | -5.3      |
| 6th  | <b>WA</b> West    | -8.8      |
| 7th  | <b>NA</b> North   | -12.2     |
| 8th  | <b>St</b> Sturt   | -30.7     |

### KICKS PER GAME

| Rank | Club              | K Pg  |
|------|-------------------|-------|
| 1st  | <b>Nw</b> Norwood | 226.3 |
| 2nd  | <b>SA</b> South   | 207.5 |
| 3rd  | <b>Gl</b> Glenelg | 205.5 |
| 4th  | <b>CD</b> Central | 201.8 |
| 5th  | <b>NA</b> North   | 199.8 |
| 6th  | <b>Ea</b> Eagles  | 197.8 |
| 7th  | <b>WA</b> West    | 194.2 |
| 8th  | <b>St</b> Sturt   | 172.0 |

### KICKS ALLOWED PER GAME

| Rank | Club              | K Alw Pg |
|------|-------------------|----------|
| 1st  | <b>Ea</b> Eagles  | 194.3    |
| 2nd  | <b>St</b> Sturt   | 195.8    |
| 3rd  | <b>SA</b> South   | 195.8    |
| 4th  | <b>Nw</b> Norwood | 196.7    |
| 5th  | <b>Gl</b> Glenelg | 200.5    |
| 6th  | <b>CD</b> Central | 201.7    |
| 7th  | <b>NA</b> North   | 204.3    |
| 8th  | <b>WA</b> West    | 212.5    |

### KICKS DIFFERENCE PER GAME

| Rank | Club              | K Diff Pg |
|------|-------------------|-----------|
| 1st  | <b>Nw</b> Norwood | 29.7      |
| 2nd  | <b>SA</b> South   | 11.7      |
| 3rd  | <b>Gl</b> Glenelg | 5.0       |
| 4th  | <b>Ea</b> Eagles  | 3.5       |
| 5th  | <b>CD</b> Central | 0.2       |
| 6th  | <b>NA</b> North   | -4.5      |
| 7th  | <b>WA</b> West    | -18.3     |
| 8th  | <b>St</b> Sturt   | -23.8     |

### HANDBALLS PER GAME

| Rank | Club              | HB Pg |
|------|-------------------|-------|
| 1st  | <b>Ea</b> Eagles  | 142.7 |
| 2nd  | <b>Nw</b> Norwood | 132.8 |
| 3rd  | <b>WA</b> West    | 130.7 |
| 4th  | <b>NA</b> North   | 130.3 |
| 5th  | <b>Gl</b> Glenelg | 128.0 |
| 6th  | <b>CD</b> Central | 124.3 |
| 7th  | <b>SA</b> South   | 107.0 |
| 8th  | <b>St</b> Sturt   | 102.8 |

### H'BALLS ALLOWED PER GAME

| Rank | Club              | HB Alw Pg |
|------|-------------------|-----------|
| 1st  | <b>St</b> Sturt   | 109.7     |
| 2nd  | <b>Gl</b> Glenelg | 115.0     |
| 3rd  | <b>WA</b> West    | 121.2     |
| 4th  | <b>SA</b> South   | 124.0     |
| 5th  | <b>Ea</b> Eagles  | 124.7     |
| 6th  | <b>CD</b> Central | 128.2     |
| 7th  | <b>Nw</b> Norwood | 138.0     |
| 8th  | <b>NA</b> North   | 138.0     |

### H'BALL DIFFERENCE PER GAME

| Rank | Club              | HD Diff PG |
|------|-------------------|------------|
| 1st  | <b>Ea</b> Eagles  | 18.0       |
| 2nd  | <b>Gl</b> Glenelg | 13.0       |
| 3rd  | <b>WA</b> West    | 9.5        |
| 4th  | <b>CD</b> Central | -3.8       |
| 5th  | <b>Nw</b> Norwood | -5.2       |
| 6th  | <b>St</b> Sturt   | -6.8       |
| 7th  | <b>NA</b> North   | -7.7       |
| 8th  | <b>SA</b> South   | -17.0      |

### MARKS PER GAME

| Rank | Club              | Mk Pg |
|------|-------------------|-------|
| 1st  | <b>Nw</b> Norwood | 104.7 |
| 2nd  | <b>WA</b> West    | 93.3  |
| 3rd  | <b>CD</b> Central | 92.8  |
| 4th  | <b>SA</b> South   | 88.3  |
| 5th  | <b>Gl</b> Glenelg | 87.7  |
| 6th  | <b>Ea</b> Eagles  | 79.2  |
| 7th  | <b>NA</b> North   | 73.5  |
| 8th  | <b>St</b> Sturt   | 59.7  |

### MARKS ALLOWED PER GAME

| Rank | Club              | Mk Alw Pg |
|------|-------------------|-----------|
| 1st  | <b>Nw</b> Norwood | 78.0      |
| 2nd  | <b>SA</b> South   | 78.2      |
| 3rd  | <b>Ea</b> Eagles  | 78.8      |
| 4th  | <b>CD</b> Central | 80.2      |
| 5th  | <b>St</b> Sturt   | 81.5      |
| 6th  | <b>Gl</b> Glenelg | 81.5      |
| 7th  | <b>NA</b> North   | 88.3      |
| 8th  | <b>WA</b> West    | 97.0      |

### MARK DIFFERENCE PER GAME

| Rank | Club              | Mk Diff Pg |
|------|-------------------|------------|
| 1st  | <b>Nw</b> Norwood | 26.7       |
| 2nd  | <b>CD</b> Central | 12.7       |
| 3rd  | <b>SA</b> South   | 10.2       |
| 4th  | <b>Gl</b> Glenelg | 6.2        |
| 5th  | <b>Ea</b> Eagles  | 0.3        |
| 6th  | <b>WA</b> West    | -3.7       |
| 7th  | <b>NA</b> North   | -14.8      |
| 8th  | <b>St</b> Sturt   | -21.8      |



# TEAM STATS

## As At Mon Aug 3 2020



### HIT OUTS PER GAME

| Rank | Club              | HO Pg |
|------|-------------------|-------|
| 1st  | <b>WA</b> West    | 47.8  |
| 2nd  | <b>Nw</b> Norwood | 43.7  |
| 3rd  | <b>St</b> Sturt   | 43.3  |
| 4th  | <b>Ea</b> Eagles  | 42.5  |
| 5th  | <b>NA</b> North   | 40.3  |
| 6th  | <b>SA</b> South   | 35.3  |
| 7th  | <b>GL</b> Glenelg | 32.7  |
| 8th  | <b>CD</b> Central | 30.2  |

### HIT OUTS ALLOWED PG

| Rank | Club              | HO Alw Pg |
|------|-------------------|-----------|
| 1st  | <b>Nw</b> Norwood | 22.0      |
| 2nd  | <b>NA</b> North   | 36.2      |
| 3rd  | <b>WA</b> West    | 38.7      |
| 4th  | <b>Ea</b> Eagles  | 42.5      |
| 5th  | <b>GL</b> Glenelg | 44.8      |
| 6th  | <b>CD</b> Central | 45.0      |
| 7th  | <b>SA</b> South   | 46.0      |
| 8th  | <b>St</b> Sturt   | 50.0      |

### HIT OUTS DIFFERENCE PG

| Rank | Club              | HO Diff Pg |
|------|-------------------|------------|
| 1st  | <b>Nw</b> Norwood | 21.7       |
| 2nd  | <b>WA</b> West    | 9.2        |
| 3rd  | <b>NA</b> North   | 4.2        |
| 4th  | <b>Ea</b> Eagles  | 0.0        |
| 5th  | <b>St</b> Sturt   | -6.7       |
| 6th  | <b>SA</b> South   | -10.7      |
| 7th  | <b>GL</b> Glenelg | -12.2      |
| 8th  | <b>CD</b> Central | -14.8      |

### DISPOSAL EFFICIENCY PCT

| Rank | Club              | %    |
|------|-------------------|------|
| 1st  | <b>Nw</b> Norwood | 78.9 |
| 2nd  | <b>WA</b> West    | 78.0 |
| 3rd  | <b>CD</b> Central | 77.2 |
| 4th  | <b>NA</b> North   | 75.7 |
| 5th  | <b>GL</b> Glenelg | 75.6 |
| 6th  | <b>Ea</b> Eagles  | 75.5 |
| 7th  | <b>St</b> Sturt   | 74.8 |
| 8th  | <b>SA</b> South   | 73.5 |

### OPPONENTS DISP EFF PCT

| Rank | Club              | %    |
|------|-------------------|------|
| 1st  | <b>St</b> Sturt   | 74.5 |
| 2nd  | <b>Ea</b> Eagles  | 75.0 |
| 3rd  | <b>NA</b> North   | 75.6 |
| 4th  | <b>GL</b> Glenelg | 76.0 |
| 5th  | <b>WA</b> West    | 77.0 |
| 6th  | <b>Nw</b> Norwood | 77.3 |
| 7th  | <b>SA</b> South   | 77.5 |
| 8th  | <b>CD</b> Central | 77.7 |

### DISP EFF PCT DIFFERENCE

| Rank | Club              | %    |
|------|-------------------|------|
| 1st  | <b>Nw</b> Norwood | 1.6  |
| 2nd  | <b>WA</b> West    | 1.1  |
| 3rd  | <b>Ea</b> Eagles  | 0.5  |
| 4th  | <b>St</b> Sturt   | 0.3  |
| 5th  | <b>NA</b> North   | 0.1  |
| 6th  | <b>GL</b> Glenelg | -0.4 |
| 7th  | <b>CD</b> Central | -0.5 |
| 8th  | <b>SA</b> South   | -4.0 |

### TACKLES MADE PER GAME

| Rank | Club              | Tpg  |
|------|-------------------|------|
| 1st  | <b>NA</b> North   | 75.7 |
| 2nd  | <b>St</b> Sturt   | 71.3 |
| 3rd  | <b>Ea</b> Eagles  | 70.7 |
| 4th  | <b>SA</b> South   | 70.5 |
| 5th  | <b>WA</b> West    | 68.2 |
| 6th  | <b>CD</b> Central | 67.0 |
| 7th  | <b>GL</b> Glenelg | 65.8 |
| 8th  | <b>Nw</b> Norwood | 60.3 |

### TACKLED PER GAME

| Rank | Club              | TA Pg |
|------|-------------------|-------|
| 1st  | <b>Nw</b> Norwood | 56.7  |
| 2nd  | <b>CD</b> Central | 58.2  |
| 3rd  | <b>NA</b> North   | 58.7  |
| 4th  | <b>WA</b> West    | 69.8  |
| 5th  | <b>Ea</b> Eagles  | 70.2  |
| 6th  | <b>GL</b> Glenelg | 73.3  |
| 7th  | <b>SA</b> South   | 78.7  |
| 8th  | <b>St</b> Sturt   | 84.0  |

### NET TACKLES PER GAME

| Rank | Club              | TD Pg  |
|------|-------------------|--------|
| 1st  | <b>NA</b> North   | 17.0   |
| 2nd  | <b>CD</b> Central | 8.8    |
| 3rd  | <b>Nw</b> Norwood | 3.7    |
| 4th  | <b>Ea</b> Eagles  | 0.5    |
| 5th  | <b>WA</b> West    | - 1.7  |
| 6th  | <b>GL</b> Glenelg | - 7.5  |
| 7th  | <b>SA</b> South   | - 8.2  |
| 8th  | <b>St</b> Sturt   | - 12.7 |

### CLEARANCES PER GAME

| Rank | Club              | Cl Pg |
|------|-------------------|-------|
| 1st  | <b>St</b> Sturt   | 39.5  |
| 2nd  | <b>Ea</b> Eagles  | 38.2  |
| 3rd  | <b>SA</b> South   | 37.5  |
| 4th  | <b>NA</b> North   | 36.2  |
| 5th  | <b>Nw</b> Norwood | 35.8  |
| 6th  | <b>GL</b> Glenelg | 35.5  |
| 7th  | <b>WA</b> West    | 34.7  |
| 8th  | <b>CD</b> Central | 28.0  |

### CLEARANCES AGAINST PG

| Rank | Club              | Cl Alw pg |
|------|-------------------|-----------|
| 1st  | <b>Nw</b> Norwood | 30.7      |
| 2nd  | <b>NA</b> North   | 32.0      |
| 3rd  | <b>WA</b> West    | 34.7      |
| 4th  | <b>St</b> Sturt   | 35.2      |
| 5th  | <b>Ea</b> Eagles  | 35.5      |
| 6th  | <b>SA</b> South   | 36.3      |
| 7th  | <b>GL</b> Glenelg | 39.0      |
| 8th  | <b>CD</b> Central | 40.2      |

### NET CLEARANCES PG

| Rank | Club              | Cl Diff pg |
|------|-------------------|------------|
| 1st  | <b>Nw</b> Norwood | 5.2        |
| 2nd  | <b>St</b> Sturt   | 4.3        |
| 3rd  | <b>NA</b> North   | 4.2        |
| 4th  | <b>Ea</b> Eagles  | 2.7        |
| 5th  | <b>SA</b> South   | 1.2        |
| 6th  | <b>WA</b> West    | 0.0        |
| 7th  | <b>GL</b> Glenelg | - 3.5      |
| 8th  | <b>CD</b> Central | - 12.2     |



# QUARTER BY QUARTER STATS

## As At Mon Aug 3 2020



| FIRST QUARTER |                   |     |     |        |         | Leading @QT |   |   | Trailing @QT |   |   | Drawn @QT |   |   |
|---------------|-------------------|-----|-----|--------|---------|-------------|---|---|--------------|---|---|-----------|---|---|
| Rank          | Club              | QuW | QuL | QuDAvg | Net Pts | W           | L | D | W            | L | D | W         | L | D |
| 1st           | <b>Ea</b> Eagles  | 5   | 1   |        | 14.7    | <b>Ea</b>   | 3 | 1 | <b>Ea</b>    | 1 | 0 | <b>Ea</b> |   |   |
| 2nd           | <b>SA</b> South   | 4   | 2   |        | 5.2     | <b>SA</b>   | 3 | 1 | <b>SA</b>    | 1 | 1 | <b>SA</b> |   |   |
| 3rd           | <b>Nw</b> Norwood | 4   | 2   |        | 4.5     | <b>Nw</b>   | 2 | 2 | <b>Nw</b>    | 1 | 1 | <b>Nw</b> |   |   |
| 4th           | <b>Gl</b> Glenelg | 4   | 2   |        | 0.7     | <b>Gl</b>   | 2 | 2 | <b>Gl</b>    | 1 | 1 | <b>Gl</b> |   |   |
| 5th           | <b>St</b> Sturt   | 3   | 3   |        | 2.5     | <b>St</b>   | 2 | 1 | <b>St</b>    | 0 | 3 | <b>St</b> |   |   |
| 6th           | <b>NA</b> North   | 2   | 4   |        | -6.0    | <b>NA</b>   | 1 | 1 | <b>NA</b>    | 4 | 0 | <b>NA</b> |   |   |
| 7th           | <b>WA</b> West    | 1   | 5   |        | -5.5    | <b>WA</b>   | 0 | 0 | <b>WA</b>    | 1 | 4 | <b>WA</b> |   |   |
| 8th           | <b>CD</b> Central | 1   | 5   |        | -16.0   | <b>CD</b>   | 0 | 1 | <b>CD</b>    | 0 | 4 | <b>CD</b> |   |   |

**Leading at Quarter Time:**  
**: 14-9-1**

| SECOND QUARTER |                   |     |     |        |         | Leading @HT |   |   | Trailing @HT |   |   | Drawn @HT |   |   |
|----------------|-------------------|-----|-----|--------|---------|-------------|---|---|--------------|---|---|-----------|---|---|
| Rank           | Club              | QuW | QuL | QuDAvg | Net Pts | W           | L | D | W            | L | D | W         | L | D |
| 1st            | <b>NA</b> North   | 5   | 1   |        | 7.7     | <b>NA</b>   | 4 | 0 | <b>NA</b>    | 1 | 0 | <b>NA</b> | 0 | 1 |
| 2nd            | <b>CD</b> Central | 4   | 2   |        | 3.0     | <b>CD</b>   | 0 | 1 | <b>CD</b>    | 0 | 3 | <b>CD</b> | 0 | 1 |
| 3rd            | <b>Nw</b> Norwood | 3   | 3   |        | 1.0     | <b>Nw</b>   | 2 | 1 | <b>Nw</b>    | 1 | 2 | <b>Nw</b> |   |   |
| 4th            | <b>St</b> Sturt   | 3   | 3   |        | 0.2     | <b>St</b>   | 2 | 2 | <b>St</b>    | 0 | 2 | <b>St</b> |   |   |
| 5th            | <b>Ea</b> Eagles  | 3   | 3   |        | -3.2    | <b>Ea</b>   | 2 | 0 | <b>Ea</b>    | 1 | 1 | <b>Ea</b> | 1 | 0 |
| 6th            | <b>Gl</b> Glenelg | 2   | 4   |        | -1.3    | <b>Gl</b>   | 2 | 1 | <b>Gl</b>    | 1 | 2 | <b>Gl</b> |   |   |
| 7th            | <b>SA</b> South   | 2   | 4   |        | -3.2    | <b>SA</b>   | 3 | 0 | <b>SA</b>    | 0 | 2 | <b>SA</b> | 1 | 0 |
| 8th            | <b>WA</b> West    | 2   | 4   |        | -4.2    | <b>WA</b>   | 0 | 0 | <b>WA</b>    | 1 | 4 | <b>WA</b> |   |   |

**Leading at Half Time**  
**: 16-5-1**  
**(2 tied)**

| THIRD QUARTER |                   |     |     |        |         | Leading @3QT |   |   | Trailing @3QT |   |   | Drawn @3QT |   |   |
|---------------|-------------------|-----|-----|--------|---------|--------------|---|---|---------------|---|---|------------|---|---|
| Rank          | Club              | QuW | QuL | QuDAvg | Net Pts | W            | L | D | W             | L | D | W          | L | D |
| 1st           | <b>NA</b> North   | 6   | 0   |        | 11.2    | <b>NA</b>    | 5 | 1 | <b>NA</b>     |   |   | <b>NA</b>  |   |   |
| 2nd           | <b>SA</b> South   | 4   | 2   |        | 7.0     | <b>SA</b>    | 4 | 0 | <b>SA</b>     | 0 | 2 | <b>SA</b>  |   |   |
| 3rd           | <b>Ea</b> Eagles  | 3   | 3   |        | 7.2     | <b>Ea</b>    | 3 | 0 | <b>Ea</b>     | 1 | 1 | <b>Ea</b>  |   |   |
| 4th           | <b>Nw</b> Norwood | 3   | 3   |        | 4.0     | <b>Nw</b>    | 3 | 0 | <b>Nw</b>     | 0 | 3 | <b>Nw</b>  |   |   |
| 5th           | <b>Gl</b> Glenelg | 3   | 3   |        | -0.3    | <b>Gl</b>    | 3 | 0 | <b>Gl</b>     | 0 | 3 | <b>Gl</b>  |   |   |
| 6th           | <b>CD</b> Central | 2   | 4   |        | -8.0    | <b>CD</b>    |   |   | <b>CD</b>     | 0 | 5 | <b>CD</b>  | 1 |   |
| 7th           | <b>St</b> Sturt   | 2   | 4   |        | -12.3   | <b>St</b>    | 2 | 0 | <b>St</b>     | 0 | 4 | <b>St</b>  |   |   |
| 8th           | <b>WA</b> West    | 1   | 5   |        | -8.7    | <b>WA</b>    | 1 | 0 | <b>WA</b>     | 0 | 4 | <b>WA</b>  |   |   |

**Leading at Three Quarter Time**  
**: 22-1-1**

| FINAL QUARTER |                   |     |     |     |             | TOTAL QUARTERS WON-LOST |         |     |     |           |           |         |     |    |   |
|---------------|-------------------|-----|-----|-----|-------------|-------------------------|---------|-----|-----|-----------|-----------|---------|-----|----|---|
| Rank          | Club              | QuW | QuL | QuD | Avg Net Pts | Club                    | QuW     | QuL | QuD | Club      | QuW       | QuL     | QuD |    |   |
| 1st           | <b>Ea</b> Eagles  | 4   | 2   |     | 13.2        | <b>Ea</b>               | Eagles  | 15  | 9   | <b>Ea</b> | Eagles    | 15      | 9   |    |   |
| 2nd           | <b>Gl</b> Glenelg | 4   | 2   |     | 0.0         | <b>NA</b>               | North   | 15  | 9   | <b>NA</b> | North     | 15      | 9   |    |   |
| 3rd           | <b>Nw</b> Norwood | 4   | 2   |     | -4.5        | <b>Nw</b>               | Norwood | 14  | 10  | <b>Nw</b> | Norwood   | 14      | 10  |    |   |
| 4th           | <b>SA</b> South   | 3   | 3   |     | 4.2         | <b>Gl</b>               | Glenelg | 13  | 11  | <b>Gl</b> | Glenelg   | 13      | 11  |    |   |
| 5th           | <b>CD</b> Central | 3   | 3   |     | -3.5        | <b>SA</b>               | South   | 13  | 11  | <b>SA</b> | South     | 13      | 11  |    |   |
| 6th           | <b>St</b> Sturt   | 2   | 3   | 1   | -5.0        | <b>St</b>               | Sturt   | 10  | 13  | 1         | <b>St</b> | Sturt   | 10  | 13 | 1 |
| 7th           | <b>NA</b> North   | 2   | 4   |     | -4.7        | <b>CD</b>               | Central | 10  | 14  |           | <b>CD</b> | Central | 10  | 14 |   |
| 8th           | <b>WA</b> West    | 1   | 4   | 1   | 0.3         | <b>WA</b>               | West    | 5   | 18  | 1         | <b>WA</b> | West    | 5   | 18 | 1 |

### COMEBACKS TO WIN

- 24pts Norwood d Sturt, R5 @Un
- 22pts Glenelg d Norwood, Rd 1 @Ad
- 15pts North d Central, Rd 5 @El
- 14pts North d Norwood, Rd 2 @Ad
- 13pts South d Eagles, Rd 1 @Ad
- 12pts Eagles d North, Rd 4 @Pr
- 9pts North d South, Rd 6 @Pr
- 8pts West d Glenelg, Rd 8 @Ri

4pts North d Geelong, Rd 3 @Gl

### HALF TIME MARGIN

- 16pts Glenelg d Norwood, Rd 1 @Ad
- 13pts Norwood d Sturt, R5 @Un
- 10pts North d Central, R5 @El
- 5pts West d Glenelg, Rd 5 @Ri
- 4pts Eagles d Sturt, Rd 2 @Ad

### THREE QUARTER TIME MARGIN

- 1pt Eagles d North, Rd 4 @Pr



# INDIVIDUAL STATS LEADERS As At Mon Aug 3 2020



## ***POSSESSIONS***

|           |           | PLAYER                  | Gm       | Poss       | Avg         |
|-----------|-----------|-------------------------|----------|------------|-------------|
| CD        | 8         | BOYD James              | 6        | 191        | 31.8        |
| Gl        | 3         | SNOOK Matthew           | 6        | 168        | 28.0        |
| Nw        | 26        | DOUGLAS Richard         | 6        | 155        | 25.8        |
| St        | 23        | BATTERSBY James         | 6        | 153        | 25.5        |
| WA        | 7         | BOYLE Jordon            | 6        | 152        | 25.3        |
| <b>NA</b> | <b>2</b>  | <b>MOORE Andrew</b>     | <b>6</b> | <b>152</b> | <b>25.3</b> |
| <b>SA</b> | <b>19</b> | <b>CROSS Joel</b>       | <b>6</b> | <b>150</b> | <b>25.0</b> |
| <b>NA</b> | <b>15</b> | <b>SCHWARZ Tom</b>      | <b>6</b> | <b>149</b> | <b>24.8</b> |
| <b>Ea</b> | <b>2</b>  | <b>TOUMPAS Jimmy</b>    | <b>6</b> | <b>149</b> | <b>24.8</b> |
| <b>WA</b> | <b>10</b> | <b>STEVENS Kaine</b>    | <b>6</b> | <b>148</b> | <b>24.7</b> |
| Gl        | 11        | BRADLEY Andrew          | 6        | 143        | 23.8        |
| SA        | 5         | BROADBENT Matthew       | 6        | 143        | 23.8        |
| Nw        | 8         | GRIGG Mitch             | 6        | 143        | 23.8        |
| Gl        | 10        | PARTINGTON Luke         | 6        | 143        | 23.8        |
| SA        | 4         | HAINES Joseph           | 6        | 138        | 23.0        |
| <b>NA</b> | <b>11</b> | <b>ALLMOND Jarred</b>   | <b>6</b> | <b>137</b> | <b>22.8</b> |
| <b>NA</b> | <b>18</b> | <b>COMBE Campbell</b>   | <b>6</b> | <b>136</b> | <b>22.7</b> |
| <b>SA</b> | <b>35</b> | <b>HIGHMORE Thomas</b>  | <b>6</b> | <b>134</b> | <b>22.3</b> |
| <b>NA</b> | <b>1</b>  | <b>WIGG Harrison</b>    | <b>6</b> | <b>134</b> | <b>22.3</b> |
| <b>CD</b> | <b>25</b> | <b>HABEL Luke</b>       | <b>6</b> | <b>128</b> | <b>21.3</b> |
| Nw        | 7         | McKENZIE Brad           | 6        | 127        | 21.2        |
| Nw        | 4         | PANOS Matthew           | 6        | 123        | 20.5        |
| Nw        | 1         | RICHARDS Zac            | 6        | 122        | 20.3        |
| Nw        | 16        | ROKAHR Nic              | 6        | 121        | 20.2        |
| Ea        | 35        | SINOR Joseph            | 6        | 121        | 20.2        |
| <b>Ea</b> | <b>23</b> | <b>FOOTE Jordan</b>     | <b>5</b> | <b>120</b> | <b>24.0</b> |
| <b>CD</b> | <b>2</b>  | <b>MENZEL Troy</b>      | <b>6</b> | <b>120</b> | <b>20.0</b> |
| <b>SA</b> | <b>21</b> | <b>HEASLIP Benjamin</b> | <b>6</b> | <b>118</b> | <b>19.7</b> |
| <b>Gl</b> | <b>45</b> | <b>NICHOLSON Carl</b>   | <b>6</b> | <b>118</b> | <b>19.7</b> |
| <b>WA</b> | <b>24</b> | <b>ANDERSON Aaron</b>   | <b>6</b> | <b>115</b> | <b>19.2</b> |
| <b>NA</b> | <b>21</b> | <b>SPINA Alex</b>       | <b>6</b> | <b>115</b> | <b>19.2</b> |

## ***KICKS***

|           |           | PLAYER                   | Gm       | K          | Avg         |
|-----------|-----------|--------------------------|----------|------------|-------------|
| Nw        | 26        | DOUGLAS Richard          | 6        | 115        | 19.2        |
| Nw        | 7         | McKENZIE Brad            | 6        | 113        | 18.8        |
| SA        | 4         | HAINES Joseph            | 6        | 111        | 18.5        |
| NA        | 1         | WIGG Harrison            | 6        | 108        | 18.0        |
| CD        | 8         | BOYD James               | 6        | 105        | 17.5        |
| <b>SA</b> | <b>5</b>  | <b>BROADBENT Matthew</b> | <b>6</b> | <b>101</b> | <b>16.8</b> |
| <b>SA</b> | <b>35</b> | <b>HIGHMORE Thomas</b>   | <b>6</b> | <b>97</b>  | <b>16.2</b> |
| <b>NA</b> | <b>11</b> | <b>ALLMOND Jarred</b>    | <b>6</b> | <b>96</b>  | <b>16.0</b> |
| <b>CD</b> | <b>25</b> | <b>HABEL Luke</b>        | <b>6</b> | <b>92</b>  | <b>15.3</b> |
| <b>Gl</b> | <b>11</b> | <b>BRADLEY Andrew</b>    | <b>6</b> | <b>89</b>  | <b>14.8</b> |
| Gl        | 45        | NICHOLSON Carl           | 6        | 89         | 14.8        |
| Nw        | 8         | GRIGG Mitch              | 6        | 88         | 14.7        |
| Nw        | 16        | ROKAHR Nic               | 6        | 88         | 14.7        |
| WA        | 10        | STEVENS Kaine            | 6        | 87         | 14.5        |
| WA        | 7         | BOYLE Jordon             | 6        | 84         | 14.0        |
| <b>NA</b> | <b>21</b> | <b>SPINA Alex</b>        | <b>6</b> | <b>83</b>  | <b>13.8</b> |
| <b>CD</b> | <b>2</b>  | <b>MENZEL Troy</b>       | <b>6</b> | <b>82</b>  | <b>13.7</b> |
| <b>Gl</b> | <b>10</b> | <b>PARTINGTON Luke</b>   | <b>6</b> | <b>82</b>  | <b>13.7</b> |
| <b>St</b> | <b>27</b> | <b>WUNDKE Sam</b>        | <b>6</b> | <b>81</b>  | <b>13.5</b> |
| <b>Nw</b> | <b>1</b>  | <b>RICHARDS Zac</b>      | <b>6</b> | <b>80</b>  | <b>13.3</b> |
| SA        | 9         | MILSON Reece             | 6        | 79         | 13.2        |
| NA        | 15        | SCHWARZ Tom              | 6        | 78         | 13.0        |
| NA        | 5         | CRAIG Cameron            | 6        | 77         | 12.8        |
| SA        | 21        | HEASLIP Benjamin         | 6        | 77         | 12.8        |
| Nw        | 4         | PANOS Matthew            | 6        | 76         | 12.7        |
| <b>Ea</b> | <b>23</b> | <b>FOOTE Jordan</b>      | <b>5</b> | <b>75</b>  | <b>15.0</b> |
| <b>Ea</b> | <b>12</b> | <b>HAYES Jack</b>        | <b>6</b> | <b>74</b>  | <b>12.3</b> |
| <b>Gl</b> | <b>3</b>  | <b>SNOOK Matthew</b>     | <b>6</b> | <b>73</b>  | <b>12.2</b> |
| <b>Ea</b> | <b>2</b>  | <b>TOUMPAS Jimmy</b>     | <b>6</b> | <b>73</b>  | <b>12.2</b> |
| <b>SA</b> | <b>19</b> | <b>CROSS Joel</b>        | <b>6</b> | <b>71</b>  | <b>11.8</b> |
| <b>St</b> | <b>14</b> | <b>EVANS Mark</b>        | <b>6</b> | <b>71</b>  | <b>11.8</b> |





# INDIVIDUAL STATS LEADERS As At Mon Aug 3 2020



| <b><u>HANDBALLS</u></b> |           |                         |           |           |             |
|-------------------------|-----------|-------------------------|-----------|-----------|-------------|
|                         |           | <b>PLAYER</b>           | <b>Gm</b> | <b>HB</b> | <b>Avg</b>  |
| Gl                      | 3         | SNOOK Matthew           | 6         | 95        | 15.8        |
| NA                      | 18        | COMBE Campbell          | 6         | 93        | 15.5        |
| NA                      | 2         | MOORE Andrew            | 6         | 91        | 15.2        |
| CD                      | 8         | BOYD James              | 6         | 86        | 14.3        |
| St                      | 23        | BATTERSBY James         | 6         | 83        | 13.8        |
| <b>SA</b>               | <b>19</b> | <b>CROSS Joel</b>       | <b>6</b>  | <b>79</b> | <b>13.2</b> |
| <b>Ea</b>               | <b>2</b>  | <b>TOUMPAS Jimmy</b>    | <b>6</b>  | <b>76</b> | <b>12.7</b> |
| <b>NA</b>               | <b>15</b> | <b>SCHWARZ Tom</b>      | <b>6</b>  | <b>71</b> | <b>11.8</b> |
| <b>WA</b>               | <b>7</b>  | <b>BOYLE Jordon</b>     | <b>6</b>  | <b>68</b> | <b>11.3</b> |
| <b>Ea</b>               | <b>35</b> | <b>SINOR Joseph</b>     | <b>6</b>  | <b>64</b> | <b>10.7</b> |
| Gl                      | 6         | AGNEW Bradley           | 6         | 61        | 10.2        |
| Gl                      | 10        | PARTINGTON Luke         | 6         | 61        | 10.2        |
| WA                      | 10        | STEVENS Kaine           | 6         | 61        | 10.2        |
| Ea                      | 55        | REDDEN Jarrad           | 6         | 60        | 10.0        |
| Ea                      | 3         | COMIITOGIANNI Jake      | 6         | 57        | 9.5         |
| <b>Nw</b>               | <b>12</b> | <b>BARRY Dom</b>        | <b>6</b>  | <b>55</b> | <b>9.2</b>  |
| <b>Nw</b>               | <b>8</b>  | <b>GRIGG Mitch</b>      | <b>6</b>  | <b>55</b> | <b>9.2</b>  |
| <b>Ea</b>               | <b>10</b> | <b>HALL Christopher</b> | <b>6</b>  | <b>55</b> | <b>9.2</b>  |
| <b>Gl</b>               | <b>11</b> | <b>BRADLEY Andrew</b>   | <b>6</b>  | <b>54</b> | <b>9.0</b>  |
| <b>Ea</b>               | <b>5</b>  | <b>POOLE Angus</b>      | <b>6</b>  | <b>54</b> | <b>9.0</b>  |
| St                      | 9         | KIRKWOOD Zane           | 6         | 52        | 8.7         |
| WA                      | 24        | ANDERSON Aaron          | 6         | 51        | 8.5         |
| WA                      | 25        | FAIRLIE Patrick         | 6         | 51        | 8.5         |
| Nw                      | 10        | HAMILTON Declan         | 6         | 49        | 8.2         |
| CD                      | 38        | SCHILLER Jarrod         | 5         | 48        | 9.6         |
| <b>St</b>               | <b>6</b>  | <b>DAVIS Abe</b>        | <b>6</b>  | <b>48</b> | <b>8.0</b>  |
| <b>Ea</b>               | <b>51</b> | <b>McNEIL Lachlan</b>   | <b>6</b>  | <b>48</b> | <b>8.0</b>  |
| <b>Nw</b>               | <b>4</b>  | <b>PANOS Matthew</b>    | <b>6</b>  | <b>47</b> | <b>7.8</b>  |
| <b>Gl</b>               | <b>18</b> | <b>STRETCH Billy</b>    | <b>6</b>  | <b>47</b> | <b>7.8</b>  |
| <b>WA</b>               | <b>21</b> | <b>BATLEY Nathan</b>    | <b>6</b>  | <b>46</b> | <b>7.7</b>  |
| <b>WA</b>               | <b>19</b> | <b>TURNER Brett</b>     | <b>6</b>  | <b>46</b> | <b>7.7</b>  |

| <b><u>MARKS</u></b> |           |                         |           |           |            |
|---------------------|-----------|-------------------------|-----------|-----------|------------|
|                     |           | <b>PLAYER</b>           | <b>Gm</b> | <b>Mk</b> | <b>Avg</b> |
| SA                  | 35        | HIGHMORE Thomas         | 6         | 55        | 9.2        |
| SA                  | 4         | HAINES Joseph           | 6         | 51        | 8.5        |
| Nw                  | 7         | McKENZIE Brad           | 6         | 44        | 7.3        |
| Nw                  | 16        | ROKAHR Nic              | 6         | 44        | 7.3        |
| Ea                  | 12        | HAYES Jack              | 6         | 40        | 6.7        |
| <b>CD</b>           | <b>2</b>  | <b>MENZEL Troy</b>      | <b>6</b>  | <b>40</b> | <b>6.7</b> |
| <b>WA</b>           | <b>42</b> | <b>JOHNSON Isaac</b>    | <b>6</b>  | <b>39</b> | <b>6.5</b> |
| <b>CD</b>           | <b>8</b>  | <b>BOYD James</b>       | <b>6</b>  | <b>38</b> | <b>6.3</b> |
| <b>Gl</b>           | <b>11</b> | <b>BRADLEY Andrew</b>   | <b>6</b>  | <b>38</b> | <b>6.3</b> |
| <b>NA</b>           | <b>5</b>  | <b>CRAIG Cameron</b>    | <b>6</b>  | <b>38</b> | <b>6.3</b> |
| Nw                  | 13        | BALL Cameron            | 6         | 37        | 6.2        |
| Nw                  | 8         | GRIGG Mitch             | 6         | 37        | 6.2        |
| Nw                  | 23        | JOHNSTON Lewis          | 3         | 36        | 12.0       |
| WA                  | 8         | WILLSMORE Dallas        | 4         | 36        | 9.0        |
| WA                  | 16        | KEOUGH Thomas           | 6         | 36        | 6.0        |
| <b>Nw</b>           | <b>4</b>  | <b>PANOS Matthew</b>    | <b>6</b>  | <b>36</b> | <b>6.0</b> |
| <b>Gl</b>           | <b>5</b>  | <b>CURRAN Chris</b>     | <b>4</b>  | <b>35</b> | <b>8.8</b> |
| <b>NA</b>           | <b>11</b> | <b>ALLMOND Jarred</b>   | <b>6</b>  | <b>35</b> | <b>5.8</b> |
| <b>Gl</b>           | <b>27</b> | <b>PARKS Luke</b>       | <b>6</b>  | <b>35</b> | <b>5.8</b> |
| <b>Gl</b>           | <b>29</b> | <b>VIRGIN Michael</b>   | <b>5</b>  | <b>34</b> | <b>6.8</b> |
| SA                  | 18        | DUMESNY Zachary         | 6         | 34        | 5.7        |
| Nw                  | 10        | HAMILTON Declan         | 6         | 34        | 5.7        |
| Nw                  | 42        | IRRA Emmanuel           | 6         | 34        | 5.7        |
| Nw                  | 1         | RICHARDS Zac            | 6         | 34        | 5.7        |
| SA                  | 5         | BROADBENT Matthew       | 6         | 33        | 5.5        |
| <b>CD</b>           | <b>25</b> | <b>HABEL Luke</b>       | <b>6</b>  | <b>33</b> | <b>5.5</b> |
| <b>CD</b>           | <b>29</b> | <b>LANGE Nicholas</b>   | <b>6</b>  | <b>33</b> | <b>5.5</b> |
| <b>Nw</b>           | <b>25</b> | <b>SHENTON Cameron</b>  | <b>6</b>  | <b>33</b> | <b>5.5</b> |
| <b>NA</b>           | <b>17</b> | <b>HARVEY Mitchell</b>  | <b>6</b>  | <b>32</b> | <b>5.3</b> |
| <b>SA</b>           | <b>21</b> | <b>HEASLIP Benjamin</b> | <b>6</b>  | <b>31</b> | <b>5.2</b> |

## ***HIT OUTS***

|           |           | PLAYER                  | Gm       | HO         | Avg         |
|-----------|-----------|-------------------------|----------|------------|-------------|
| Nw        | 18        | BAULDERSTONE Sam        | 6        | 236        | 39.3        |
| Ea        | 55        | REDDEN Jarrad           | 6        | 193        | 32.2        |
| St        | 18        | FAHEY-SPARKS Daniel     | 6        | 186        | 31.0        |
| WA        | 17        | PARRELLA Andrew         | 4        | 177        | 44.3        |
| Gl        | 44        | HANNATH Jack            | 6        | 165        | 27.5        |
| <b>SA</b> | <b>26</b> | <b>McGREE Cameron</b>   | <b>6</b> | <b>127</b> | <b>21.2</b> |
| <b>NA</b> | <b>36</b> | <b>CRAIG James</b>      | <b>4</b> | <b>116</b> | <b>29.0</b> |
| <b>CD</b> | <b>22</b> | <b>MARSH Jonathan</b>   | <b>3</b> | <b>92</b>  | <b>30.7</b> |
| <b>NA</b> | <b>17</b> | <b>HARVEY Mitchell</b>  | <b>6</b> | <b>85</b>  | <b>14.2</b> |
| <b>WA</b> | <b>18</b> | <b>THILTHORPE Riley</b> | <b>6</b> | <b>59</b>  | <b>9.8</b>  |
| Ea        | 12        | HAYES Jack              | 6        | 58         | 9.7         |
| SA        | 39        | CAILOTTO Alex           | 6        | 56         | 9.3         |
| WA        | 48        | TAVENER Stuart          | 1        | 44         | 44.0        |
| CD        | 46        | THOMPSON Brody          | 2        | 40         | 20.0        |
| Gl        | 1         | McBEAN Liam             | 6        | 30         | 5.0         |
| <b>St</b> | <b>31</b> | <b>BURROWS Lachlan</b>  | <b>2</b> | <b>29</b>  | <b>14.5</b> |
| <b>St</b> | <b>6</b>  | <b>DAVIS Abe</b>        | <b>6</b> | <b>27</b>  | <b>4.5</b>  |
| <b>St</b> | <b>60</b> | <b>BENNETT Darcy</b>    | <b>1</b> | <b>25</b>  | <b>25</b>   |
| <b>CD</b> | <b>51</b> | <b>BUTCHER John</b>     | <b>3</b> | <b>17</b>  | <b>5.7</b>  |
| <b>SA</b> | <b>11</b> | <b>HAREN Ben</b>        | <b>6</b> | <b>14</b>  | <b>2.3</b>  |
| <b>NA</b> | <b>7</b>  | <b>SMITH Tanner</b>     | <b>6</b> | <b>14</b>  | <b>2.3</b>  |

## ***SCORING***

|           |           | PLAYER                | Gm       | G         | B        |
|-----------|-----------|-----------------------|----------|-----------|----------|
| Gl        | 1         | McBEAN Liam           | 6        | 21        | 8        |
| Ea        | 16        | ROWE James            | 6        | 18        | 4        |
| NA        | 19        | HENDER Lewis          | 6        | 15        | 4        |
| Nw        | 22        | PINYON Tommy          | 6        | 14        | 4        |
| Ea        | 44        | Von BERTOUCHE Jake    | 6        | 13        | 8        |
| <b>Gl</b> | <b>7</b>  | <b>REYNOLDS Luke</b>  | <b>6</b> | <b>12</b> | <b>8</b> |
| <b>NA</b> | <b>14</b> | <b>LeBOIS Kym</b>     | <b>6</b> | <b>11</b> | <b>6</b> |
| <b>Nw</b> | <b>4</b>  | <b>PANOS Matthew</b>  | <b>6</b> | <b>10</b> | <b>4</b> |
| <b>WA</b> | <b>16</b> | <b>KEOUGH Thomas</b>  | <b>6</b> | <b>10</b> | <b>3</b> |
| <b>SA</b> | <b>32</b> | <b>McCREERY Beau</b>  | <b>6</b> | <b>10</b> | <b>3</b> |
| Ea        | 12        | HAYES Jack            | 6        | 9         | 8        |
| Nw        | 26        | DOUGLAS Richard       | 6        | 9         | 3        |
| NA        | 17        | HARVEY Mitchell       | 6        | 8         | 7        |
| SA        | 12        | WILKINSON Eamon       | 6        | 8         | 6        |
| Ea        | 40        | CARCURO Tristian      | 5        | 8         | 5        |
| <b>Ea</b> | <b>7</b>  | <b>HAYES Nicholas</b> | <b>6</b> | <b>8</b>  | <b>5</b> |
| <b>St</b> | <b>12</b> | <b>SUTCLIFFE Jake</b> | <b>5</b> | <b>8</b>  | <b>3</b> |
| <b>St</b> | <b>5</b>  | <b>HONE Joshua</b>    | <b>6</b> | <b>8</b>  | <b>3</b> |
| <b>SA</b> | <b>7</b>  | <b>OVERALL Sam</b>    | <b>6</b> | <b>8</b>  | <b>2</b> |
| <b>WA</b> | <b>42</b> | <b>JOHNSON Isaac</b>  | <b>6</b> | <b>7</b>  | <b>5</b> |
| SA        | 31        | FITT Liam             | 5        | 7         | 4        |
| CD        | 51        | BUTCHER John          | 3        | 7         | 3        |
| WA        | 11        | WAITE Murray          | 6        | 7         | 3        |
| WA        | 6         | HUPFIELD Lyndon       | 6        | 7         | 2        |
| SA        | 24        | SAMPSON Hayden        | 6        | 7         | 1        |

## CENTRAL

- 1 - Isaya MCKENZIE
- 2 - Troy MENZEL
- 3 - Frazer O'GORMAN
- 4 - Murray STEPHENSON
- 5 - Nicholas MADDEN
- 6 - Fraser FORT
- 7 - Kyle PRESBURY
- 8 - James BOYD
- 9 - Daniel MENZEL
- 10 - Kyle JENNER
- 11 - Trent GOODREM
- 12 - Darcy PISANI
- 13 - Nicholas GILLARD
- 14 - Ben NASON
- 15 - Samuel MILNE
- 16 - Brendan DEW
- 17 - Chris OLSSON
- 18 - Flynn PISANI
- 19 - Marcus BARREAU
- 20 - Justin HOSKIN
- 21 - Jordan FURNELL
- 22 - Jonathan MARSH
- 23 - Rhys CANNIZZARO
- 24 - Ryan LLEWELLYN
- 25 - Luke HABEL
- 26 - Sam HANNAH
- 27 - Ryan FLAKENBERG
- 28 - Travis SCHILLER
- 29 - Nicholas LANGE
- 30 - Connor McLEAN
- 31 - Corey DURDIN
- 32 - Michael ORTIZ
- 33 - Damon ROBINSON
- 34 - Ethan EAST
- 35 - Ryan CARNELLY
- 36 - Rhett MONTGOMERIE
- 37 - Wyatt PATTERSON
- 38 - Jarrod SCHILLER
- 39 - Benjamin KELLY
- 40 - Mitchell McKELVIE
- 41 - Cooper DAHMS
- 42 - Cameron WILD
- 43 - Jackson KELLY
- 44 - Jordon O'BRIEN
- 45 - Johanne SMIT
- 46 - Jack TONER
- 47 - Joseph BROWN
- 48 - Steven BURTON
- 49 - Leek ALLEER
- 50 - Oliver SHAW
- 51 - Simon FURNELL
- 52 - Lachlan GRUBB
- 53 - Henry McCABE
- 54 - David HAYDON
- 55 - Dylan WEAVER
- 56 - Wyatt RYAN
- 57 - Ari RIGNEY
- 58 - Joshua SPENCE
- 59 - Brett KENNEDY
- 60 - Tyrone MILERS
- Tyson RICHARD

## EAGLES

- 1 - Jesse LONERGAN
- 2 - Jimmy TOUMPAS
- 3 - Jake COMITOGIANNI
- 4 -
- 5 - Jared PETRENKO
- 6 - Luke THOMPSON
- 7 - Nicholas HAYES
- 8 - Thomas GRAY
- 9 - Rhyan MANSELL
- 10 - Christopher HALL
- 11 - Jake WEIDEMANN
- 12 - Jack HAYES
- 13 - Ethan HAYLOCK
- 14 - Nicholas MOORE
- 15 - Louis SHARRAD
- 16 - James ROWE
- 17 - Jackson LEE
- 18 - Luke BEECKEN
- 19 -
- 20 - Jake WESTBROOK
- 21 - Jordan WEST
- 22 - Jamie COFF
- 23 - Jordan FOOTE
- 24 - Sam ROWLAND
- 25 - Thomas SCHMUSCH
- 26 - Mitchell MEAD
- 27 - Pierce SEYMOUR
- 28 - Jacob WEHR
- 29 - Matthew GOLDSWORTHY
- 30 - Zane WILLIAMS
- 31 - Isasc BRILL
- 32 - Ryan BRUCE
- 33 -
- 34 - Lachlan JONES
- 35 - Joseph SINOR
- 36 - Harrison MORGAN
- 37 - Kai PUDNEY
- 38 - William McPHERSON
- 39 - Jack FIRNS
- 40 - Tristan CARCURO
- 41 - Samuel MICHAEL
- 42 - Grady ARMFIELD
- 43 - Connor McLEOD
- 44 - Jake Von BERTOUCHE
- 45 - Patrick GIUFFREDA
- 46 - Aron ASFAHA
- 47 - Ben JUNGFER
- 48 - Lachlan HOILE
- 49 - Ryan LANGCAKE
- 50 - Shaun McNEILLY
- 51 - Lachlan McNEIL
- 52 - Angus POOLE
- 53 - Luke BARNETT
- 54 - Deakan JACKSON
- 55 - Jarred REDDEN
- 56 - Dale PEARECE
- 60 - Rupert PEAKE

## GLENELG

- 1 - Liam McBEAN
- 2 - Jonty SCHARENBERG
- 3 - Matthew SNOOK
- 4 - Jackson SNOOK
- 5 - Chris CURRAN
- 6 - Bradley AGNEW
- 7 - Luke REYNOLDS
- 8 - Marlon MOTLOP
- 9 - Darcy BAILEY
- 10 - Luke PARTINGTON
- 11 - Andrew BRADLEY
- 12 - Mitchell MARTIN
- 13 - Finn BETTERMAN
- 14 - Brad McCARTHY
- 15 - Kaine BALDWIN
- 16 - Corey GREGSON
- 17 - Kuller REID
- 18 - Billy STRETCH
- 19 - Max PROUD
- 20 - Matthew MERRETT
- 21 - Matthew UBERGANG
- 22 - Matthew ALLEN
- 23 - Callum PARK
- 24 - Thomas SCHOTT
- 25 - Jack KLUSKE
- 26 - Rulla KELLY-MANSELL
- 27 - Luke PARKS
- 28 - Darcy LeCORNU
- 29 - Michael VIRGIN
- 30 - Luke EDWARDS
- 31 - Thomas CONDON
- 32 - Tyler McPHERSON
- 33 - Thomas McDERMOTT
- 34 - Todd SLADE
- 35 - Beau McRAE
- 36 - Alex MARTINI
- 37 - Jack YATES
- 38 - Nicholas LECK
- 39 - Brady SEARLE
- 40 - Sebastian KERRISH
- 41 - Dylan MORTON
- 42 - Joshua HOLYOAK
- 43 - Angus WEIR
- 44 - Jack HANNATH
- 45 - Carl NICHOLSON
- 46 - Sam LIAMBIS
- 47 - Angus COLE
- 48 - Liam WISDOM
- 49 - Jordan MOORE
- 50 - Cooper HORSNELL
- 51 - Ricky O'LOUGHLIN
- 53 - Clayton SYMONDS
- 54 - Riley DAVIS
- 57 - Austin KITSCHKE
- 58 - Riley CARTER
- 59 - Brad THOMPSON
- 60 - Tommy RUSSO

## NORTH

- 1 - Harrison WIGG
- 2 - Andrew MOORE
- 3 - Ramsey KEENAN
- 4 - Alexander BARNES
- 5 - Cameron CRAIG
- 6 - Jake NEADE
- 7 - Tanner SMITH
- 8 - Ben JARMAN
- 9 - Robert YOUNG
- 10 - Mitchell CLISBY
- 11 - Jarred ALLMOND
- 12 - Brayden KIRK
- 13 - Luke WHARTON
- 14 - Kym LeBOIS
- 15 - Thomas SCHWARZ
- 16 - Frank SZEKELY
- 17 - Mitchell HARVEY
- 18 - Campbell COMBE
- 19 - Lewis HENDER
- 20 - Jake WOHLING
- 21 - Alexander SPINA
- 22 - Cameron HEWETT
- 23 - Elliot CHALMERS
- 24 - William HARTUNG
- 25 - Dylan ALDRIDGE
- 26 - Liam VERITY
- 27 - Harrison MAGOR
- 28 - Samuel DAVIS
- 29 - Keanu MILLER
- 30 - William COMBE
- 31 - Samuel PARSONS
- 32 - Mason NEAGLE
- 33 - Terrel RIGNEY
- 34 - Lee MINERVINI
- 35 - Christopher BARNES
- 36 - James CRAIG
- 37 - Karl FINLAY
- 38 - Dyson HILDER
- 39 - Samuel McINERNEY
- 40 - Damon HILL
- 41 - Kurt WATERMAN
- 42 - Dakota NIXON
- 43 - Cameron TIGGEMANN
- 44 -
- 45 - Tyran HILL
- 46 - Nicholas JAENSCH
- 47 - Ryan MARINI
- 48 - Josh HART
- 49 - Bailey HANN
- 50 - Patrick DAVIES
- 51 - Charlie DOWLING
- 52 - Declan FAHEY
- 53 - Mack BOWMAN
- 54 - James LANGLEY
- 55 - Thomas ROBINSON
- 56 - Jack SCOTT
- 57 - Lachlan BORG
- 58 - Jak GOULDMAN-GLASSON
- 59 - Jake WEHL
- 60 - Lucas Di SOOTO
- 62 - Tyler MCKENZIE
- 63 - Joshua BRYNE

## NORWOOD

- 1 - Zac RICHARDS
- 2 - Codey SZUST
- 3 - Peter BAMPTON
- 4 - Matthew PANOS
- 5 - Michael TALIA
- 6 - Luke SURMAN
- 7 - Brad MCKENZIE
- 8 - Mitchell GRIGG
- 9 -
- 10 - Declan HAMILTON
- 11 - Will ABBOTT
- 12 - Dom BARRY
- 13 - Cameron BALL
- 14 - Matthew NUNN
- 15 - Brodie CARROLL
- 16 - Nic ROKAHR
- 17 - Mac BOWER
- 18 - Sam BAULDERSTONE
- 19 - Sam BUCKHAM
- 20 - Anthony WILSON
- 21 - Ryan BASTINAC
- 22 - Tommy PINYON
- 23 - Lewis JOHNSTON
- 24 - Lachlan PASCOE
- 25 - Cameron SHENTON
- 26 - Richard DOUGLAS
- 27 - Mitch WILKINS
- 28 - Sam BARNETT
- 29 - Josh RICHARDS
- 30 - Cody ELLISON
- 31 -
- 32 - Tom WAGNER
- 33 - Corey GROVE
- 34 - Ben MILLMAN
- 35 - Jack HEARD
- 36 - Nick PEDRO
- 37 - Isaac SAYWELL
- 38 - Cole GERLOFF
- 39 - Jacob COLLINS
- 40 - Tyler MARTIN
- 41 - Brad FICKEN
- 42 - Emmanuel IRRA
- 43 - Sam JOHNS
- 44 -
- 45 -
- 46 -
- 47 - Connor BRISTOW
- 48 - Jed SPENCE
- 49 - Chris LODOVICI
- 50 - Tristian BINDER
- 51 - Mitchell CARROLL
- 52 - Sam MORRIS
- 54 - Alex KUDRA
- 55 - Henry NELLIGAN
- 

## SOUTH

- 
- 2 - Jackson ELSWORTHY
- 3 - James LONERGAN
- 4 - Joseph HAINES
- 5 - Matthew BROADBENT
- 6 - Damon FREITAG
- 7 - Samuel OVERALL
- 8 - Matthew ROSE
- 9 - Reece MILSOM
- 10 - Anthony BIEMANS
- 11 - Benjamin HAREN
- 12 - Eamon WILKINSON
- 13 - Mark NOBLE
- 14 - Ben SAWFORD
- 15 - Luke BOGLE
- 16 - Jackson ELMES
- 17 - Darnell TUCKER
- 18 - Zachary DUMESNY
- 19 - Joel CROSS
- 20 - Jesse MCKINNON
- 21 - Benjamin HEASLIP
- 22 - Jake SUMMERTON
- 23 - Malcolm KARPANY
- 24 - Hayden SAMPSON
- 25 - Daniel SLADOJEVIC
- 26 - Cameron MCGREE
- 27 - Aaron DOUGLASS
- 28 - Lee HOEY
- 29 - Jaidan KAPPLER
- 30 - Nic SCHWARZ
- 31 - Liam FITT
- 32 - Beau MCCRERY
- 33 - Jonty MANUEL
- 34 - Tyson BROWN
- 35 - Thomas HIGHMORE
- 36 - Thomas WHITTLESEA
- 37 - Jake MCCRERY
- 38 - Danny JUCKERS
- 39 - Alex CAILOTTO
- 40 -
- 41 - Samuel WHITBREAD
- 42 - Tyler DAVIES
- 43 - Henry KERINAIUA
- 44 - Nathan BEENHAM
- 45 - Riley CLAMP
- 46 - Tyson HOFFMANN
- 47 - Marcus LIPPETT
- 48 - Joshua ROSMAN
- 49 - Tate LOVERING
- 50 - Tyler OLIVER
- 51 - Billy CAMERON
- 52 - Hayden KERNAHAN
- 53 - Lachlan WILLIAMS
- 54 - Tarik ILLINGWORTH
- 55 -
- 56 - Justin EVANS
- 57 - Bailey SNELLING
- 58 - Abraham KUR
- 59 - Cooper MACHIN
- 60 - Bradley POTTER
- 

## STURT

- 1 - Jordan HOULAHAN
- 2 - Tom LEWIS
- 3 - Henry CAREY
- 4 - Joel THIELE
- 5 - Joshua HONE
- 6 - Abe DAVIS
- 7 - Sam SMITH
- 8 - Dean GORE
- 9 - Zane KIRKWOOD
- 10 - Byron SUMNER
- 11 - Josh SHUTE
- 12 - Josh SUTCLIFFE
- 13 - Mihail LOCHOWIAK
- 14 - Mark EVANS
- 15 - Luke EDMONDS
- 16 - Aidyn JOHNSON
- 17 - Jed McENTEE
- 18 - Daniel FAHEY-SPARKS
- 19 - Thomas HARMS
- 20 - Sam COLQUHOUN
- 21 - Josh WILLS
- 22 - Will COOMBLAS
- 23 - James BATTERSBY
- 24 - Harry MORRISON
- 25 - Guy PAGE
- 26 - Adam TRENORDEN
- 27 - Sam WUNDKE
- 28 - Jack PENFOLD
- 29 - James BORLASE
- 30 - Oliver GRIVELL
- 31 - Lachlan BURROWS
- 32 - Rory ILLMAN
- 33 - Heath WINGARD
- 34 - Casey VOSS
- 35 - Tom READ
- 36 - D'arcy MITCHELL
- 37 - Joel PARKER-BOERS
- 38 - Dailan HOW
- 39 - Steven SLIMMING
- 40 - Ash JOHNSON
- 41 - Matthew CROCKER
- 42 - Tyson HONE
- 43 - Anzac LOCHOWIAK
- 44 - James RICHARDS
- 45 - Tom JONES
- 46 -
- 47 - Cooper HOUGH
- 48 - Harry WEEKS
- 49 - Cameron ARMIENTO
- 50 - Beau SCHWARZE
- 51 - Will CRANE
- 52 - Tully KENNETT
- 53 - Hamish LATCHFORD
- 54 - Hugh FERRARI
- 55 - Charlie ALLAN
- 56 - Angus KITTO
- 57 -
- 58 - Skeet MANNUEL
- 59 - Dylan MATTUECCI
- 59 - Malachi LINES

## WEST

- 1 - Jack AGOSTINO
- 2 - Kenneth KARPANY (Jnr)
- 3 - Mitchell TAYLOR
- 4 - Noah HANNAGAN
- 5 - Josh KOSTER
- 6 - Lyndon HUPFIELD
- 7 - Jordan BOYLE
- 8 - Dallas WILLSMORE
- 9 - Dominic GRANT
- 10 - Kaine STEVENS
- 11 - Murray WAITE
- 12 - Jade CLEELAND
- 13 - Kyle KIRK
- 14 -
- 15 - Logan HILL
- 16 - Thomas KEOUGH
- 17 - Andre PARRELLA
- 18 -
- 19 - Brett TURNER
- 20 - Edward ALLAN
- 21 - Nathan BATLEY
- 22 - Mitchell DUVAL
- 23 - Sam DAVIDSON
- 24 - Aaron ANDERSON
- 25 - Patrick FAIRLIE
- 26 - Keelan LAUBE
- 27 - Gibson TURNER
- 28 - Thomas RUNDLE
- 29 - Kyle MARTIN
- 30 - Reed STEVENS
- 31 - Joshua RYAN
- 32 - Connor FAIRLIE
- 33 - Aryan SAREEN
- 34 - Joshua SCHILLER
- 35 - Zac WOOLDRIDGE
- 36 - Hayden ELLIOT
- 37 -
- 38 - Matthew MCKENZIE
- 39 - Thomas LYNCH
- 40 -
- 41 - Tom PEARCE
- 42 - Isaac JOHNSON
- 43 - Patrick LEVICKI
- 44 - Elliot DUNKIN
- 45 - Chol MAJOK
- 46 - Nathan CARUSO
- 47 - Jack KELSH
- 48 - Stuart TAVERNER
- 49 -
- 50 - Neild MACKENZIE
- 51 - Austin FORBES
- 52 - Joel GROOM
- 53 - Thomas MORRISH
- 54 -
- 55 - Angus RANA
- 56 - William MEAD
- 57 - Cooper PATTERSON
- 58 - Sam MAY
- 59 - Hamish ELLEM



# SANFL

## Statewide Super League

### 2020 Weekly Awards



#### **2020 Powerade Breakthrough Player**

(N) Nominee for Round

**(W) Winner for Round**

##### **ROUND 1**

(N) Ash Johnson (Sturt)

**(W) Nick Lange (Central)**

(N) Like Parks (Glenelg)

##### **ROUND 2**

(N) Luke Bogle (South)

(N) Joseph Brown (Central)

**(W) Casey Voss (Sturt)**

##### **ROUND 3**

(N) Cam McGree (South)

(N) Lachlan Jones (Eagles)

**(W) Isaac Johnson (West)**

##### **ROUND 4**

(N) Ed Allan (West)

**(W) Jacob Wehr (Eagles)**

(N) Jacob Collins (Norwood)

##### **ROUND 5 (winner TBA)**

Beau McCreary (South)

Ed Allan (West)

Lachie Mitchell (Eagles)

#### **2020 AAMI Rookies**

##### **ROUND 1**

Ryan Carnelly (Central) – Angaston FC

Nick Lange (Central) – Nuriootpa FC

Lachlan Burrows (Sturt) – Uraidla Districts FC

Jed McEntee (Sturt) – Mitcham FC

Jacob Wehr (Eagles) – Balaklava FC

Lachlan Jones (Eagles) – Bute/Paskeville FC

Lachlan McNeil (Eagles) – South Clare FC

Zac Dumesny (South) – Brighton FC

Beau McCreery (South) – Cove FC

Will Combe (North) – Crystal Brook FC

##### **ROUND 2**

Callum Park (Glenelg) – PHOS Camden FC

Malachi Lines (Sturt) – Mt Barker FC

Tristan Carcuro (Eagles) – Sacred Heart Old Collegians FC

##### **ROUND 3**

Mitch Duval (West) – Unley FC

Stuart Taverner (West) – Plympton FC

Ed Allan (West) – Uraidla Districts FC

Reid Kuller (Glenelg) – West Gambier FC

Tom Lewis (Sturt) – Meningie FC

##### **ROUND 4**

Harrison Magor (North) – Ports FC – Port Pirie

Jed Spence (Norwood) – Payneham FC

Isaac Saywell (Norwood) – Payneham FC

Jacob Collins (Norwood) – Ceduna Blues FC

Brody Thompson (Central) – Berri FC

Jordan O'Brien (Central) – Salisbury North FC

##### **ROUND 5**

Angus Weir (Glenelg) – Robe FC