


SOUTH AUSTRALIAN FOOTBALL

OFFICIAL GUIDE

# BUDGET



## *Remembering* KERLS

ROUND 14 2022 – VOL 97 – NO 13 – \$4.00



Boylan +



# AN INDUSTRY SUPER FUND THAT PUTS YOU FIRST

## THAT'S A PLUS.



[Compare Hostplus](#)

Hostplus is a top performing industry super fund that puts you first. We give profits back to our members, not shareholders.

General advice only. Consider the relevant Hostplus PDS and TMD at [hostplus.com.au](https://hostplus.com.au), and your objectives, financial situation and needs, which have not been accounted for. Host-Plus Pty Limited ABN 79 008 634 704, AFSL 244392 as trustee for the Hostplus Superannuation Fund ABN 68 657 495 890, MySuper No 68 657 495 890 198. Past performance is not a reliable indicator of future performance. HP1965 03/22

# HAVING A BALL

BY STEVE BARRETT

Forty-eight disposals. It's one of those eye-popping, once-in-a-lifetime numbers when a player has to pinch himself afterwards to check it actually happened.

If you're Riley Knight, though, that huge haul against Sturt in Round 8 was only worthy of a silver medal.

"It (48) is actually not my highest. I once had 54 in the under-18s against Central District," the prolific Woodville-West Torrens midfielder recalled with a laugh. "But certainly at senior level, I've had nothing even close. It was one of those days where everywhere I went, the ball fell in my lap."


Knight's monster outing at Unley ranks second – behind ex-Port Adelaide midfielder Tom Rockliff's incredible 57 against North Adelaide in 2019 – since Champion Data began keeping State League stats in 2010.

Knight, 27, has been even more consistent this season than he was in 2021 when he finished fourth in the Eagles' best-and-fairest and capped his successful return to Oval Avenue by gathering a match-high 27 touches in his team's resounding grand final triumph over Glenelg. It was Knight's first flag since winning one in the under-14s for South Clare, coached by his father.

"It's pretty special to have your old man coach your first premiership," said Knight, who missed out on back-to-back under-18 flags with the Eagles – omitted after the preliminary final victory in 2012 and injured while representing St Peter's College in 2013. "But it was a long time between drinks – nearly 14 years."

Knight came close in 2017 when his Crows were rocked by Richmond in front of 100,021 fans at the MCG. "On reflection, that was an amazing week I'll cherish for the rest of my life," said Knight, who played 55 AFL games in six seasons from 2015-20. "We started well and had become used to smacking teams that year but after we got challenged, it just went downhill from there. It was a disappointing day but one I'll never forget."

Even more unforgettable – indelibly and affectionately etched in his memories – was Knight's AFL debut and the unprecedented circumstances that surrounded it. Knight, then a young Crow midway through a weights session, was tapped on the shoulder by his first AFL coach, the late Phil Walsh, to deliver the good news. "Congratulations, you're playing your first game," were the last words Knight heard from Walsh. Tragically,



Add that to the list ... one of Riley Knight's 48 disposals against Sturt at Unley. Photo: Scott Starkey.

Walsh was killed the Friday morning, the Geelong game scheduled two days later subsequently cancelled.

Knight's debut came the following weekend against West Coast and the first-gamer became the teary-eyed, public face of Adelaide's overwhelming grief when he couldn't contain his emotions following that loss in Perth.

"On the Friday morning, (team-mate) Scott Thompson called me and said, 'mate, you need to get down to the club,'" Knight recalled. "It was 6.30am, I'm driving with the radio on and that's when I heard. I was in shock ... I was literally speaking to the man 12 hours before. Walshy was the man who made a childhood dream of mine come true. I'll never forget my debut game – it was amazing."

Knight scoffs at any suggestion of a late-career AFL lifeline, content with his full-time work as a broker for Holdfast Insurance. And trying to make it three-in-a-row for the dynasty-seeking Eagles. "We've been a bit up-and-down and still have a fair way to go before we're playing our best football," Knight said. "But I'm more than confident our best football still stands up in September."



## DRIVING FOOTY IN SA





# MATCH PREVIEWS

BY PETER CORNWALL

## WEST V CENTRAL

**T**ravis Schiller and Kyle Presbury. If ever a couple of Bulldogs deserved a celebration, it was them. And what a celebration. In a clear showing of just how united and on the right path are Paul Thomas's Doggies, every single player from around the ground and on the bench sprinting to Presbury and leaping on top of him was a sight for sore eyes for Central fans. It was a win against South at the Ponderosa the Bulldogs had absolutely no right to claim. How can you be 14 points down at the 18-minute-mark of the last quarter, then still seven points in arrears in the 28th minute and seriously be any chance to win? Thomas has been pleased with his men's fighting qualities and if anyone required any evidence of this, here it was. Matthew Neagle booted a long goal to cut the deficit to eight points, before flying shots from Fraser Fort and Billy Iles made the margin six points with little more than a minute to play. That's when Schiller, who never stops throwing himself into the fray and was looking for some joy in his 150th game, flashed into the play with an inspired snapped goal after snaring the ball brilliantly off a pack. The Bulldogs had precisely 17 seconds to win the game from when the umpire threw the ball up at the restart and Fort in ruck won a sensational clearance that gave them half a chance. Presbury, already probably best-afield, burned away from would-be tacklers and with his 30th touch for the day booted the best behind of his life from just inside the 50m arc.

Westies had been expected to show similar fight as they looked to end their losing streak, having been getting closer to a breakthrough win in the previous month. But they were out of it by half-time against Sturt, a meagre 0.5 on the board. And patience is wearing thin. Brad Gotch in his match report to Bloods


members noted: "As a team, we need to look hard at ourselves and our own motivations for wanting to play senior football at West Adelaide ... I expect to see true grit, determination and going hard at the ball from this point forward and will no longer accept excuses if these standards are not met."

## SOUTH V GLENELG

There are two sides to every story and at Elizabeth the shouts of delight from the Doggies' coaches' box contrasted starkly with the reaction from the Panthers hierarchy as they watched a seemingly certain win collapse into their second one-point defeat in four games. In a critical 60 seconds South had slipped two wins out of the five on a day the Panthers added to their already concerning injury list as star midfielder Mitch O'Neill was concussed and Ollie Davis hurt his ankle. Coach Jarrad Wright was lamenting his side's third loss in four games and would have been mystified by the fact South's only win in that time had been against top side North, which in that clash suffered its only loss in the past 10 games. While the Panthers were left unsure where they stand, some questions were being asked about a Glenelg side that had been touted as a flag fancy. The Bays were more than 10 goals down by half-time against double-chance rival Adelaide and suffered the biggest loss in coach Brett Hand's time in charge, a 74-point drubbing. The performance of wingman Cooper

In a fitting finish to his 150th game, Travis Schiller is chaired off Elizabeth Oval by brother Jarrod, left, and matchwinner Kyle Presbury.

Photo: Robert Laidlaw



Horsnell, who was the Round 13 Powerade Breakthrough Player after picking up a career-high 26 disposals, was encouraging. The way the zippy 20-year-old dashed about and used his impressive foot skills was befitting the Tigers' No. 24 guernsey.

## EAGLES V PORT

Everyone has a point to prove in this one. The Eagles' only win in the past three games was against winless West and after last week's 24-point loss to Norwood, which saw the back-to-back premiers tumble out of the top five, coach Jade Sheedy lamented, "we're lacking a bit of our DNA at the moment". After Port Adelaide suffered an embarrassing 126-point drubbing at the hands of top side North, coach Matt Lokan said: "This is not the Port way and we know that." The Magpies kicked a miserable 1.4 for the afternoon, their shocked fans thankful Hugh Jackson's snap from a tight angle split the centre two minutes into the third quarter. Port's tally was its lowest score in a SANFL game since being held to 1.2 (8) by Norwood in



Ruckman Kieran Strachan sets the wheels in motion for Adelaide against Glenelg as the Crows reveal their premiership credentials.  
Photo: David Mariuz

Round 9, 1900. In that season Port claimed the wooden spoon and was restricted to 1.1 in the opening round by North. Lokan wouldn't use his side's inexperience as an excuse but Port's run of injuries and health and safety protocols, along with player movement between the SANFL and AFL sides has made it tough. But there was no surprise Cam Sutcliffe and Sam Mayes constantly battled the odds to win plenty of the ball. Eagles Magarey Medal shot Riley Knight continued to be in the thick of it with 35 disposals and 11 clearances in the loss to the Redlegs but there wasn't enough support for him, either. There won't be any lack of desperation from either side this week, which makes this an intriguing match-up.

### NORWOOD V NORTH

This looms as one of the games of the season, with the Redlegs' powerhouse contested footy and tough tackling pitted against the Roosters' ability to put a score on the board in a hurry. North has lost just one of its past 10, Norwood one of its past six. North's 20.16-to-1.4 mauling of the Magpies has sent a clear warning to every other club. Keenan Ramsey had a goal on the

board within 44 seconds of the first bounce to show the Roosters' intent and they never let up, booting a goal in the opening minute of every quarter. Coach Jacob Surjan declared: "Everyone played their roles and we played with great skill." While the coach was happy, the fans were even happier. They have been reminded often enough over the years of finishing with just one goal in the 1989 grand final nightmare dished out by Port Adelaide.

Norwood boss Jade Rawlings would have been just as happy as Surjan, even though Covid protocols meant he wasn't at Woodville Oval for the Legs' impressive 24-point win against the Eagles. Also missing skipper Matthew Nunn (ankle) and hit by the late withdrawal of Matthew Panos (groin), James Saywell stepped in as fill-in coach without skipping a beat – "I can retire on 100 per cent," he laughed – while speedy Jay Rantall (36 disposals, three goals) and unsung Jed Spence (26 possessions, 14 tackles) rose to the occasion. Buoyed by knocking off the back-to-back premiers, the Legs feel ready for their next challenge, having learned plenty from their Round 9 clash at

Prospect when they led North by a point at three-quarter-time before falling short by 11 points.

### STURT V ADELAIDE

While Eagles boss Jade Sheedy wants his men to regain their DNA and Port coach Matt Lokan is looking for his charges to get back to "the Port way", Martin Mattner was relieved his Double Blues "played very good footy ... the Sturt brand of footy" as they claimed a matchwinning lead by half-time against West. After just one win in the previous five games – against this week's opponent Adelaide – the Blues were back to their mean best in keeping the Bloods to 0.5 in the first half. Casey Voss was back to his brilliant best with 27 disposals and 13 marks but Sturt's worry is injuries to star midfielders. With Tom Lewis (ruptured spleen) sidelined since Round 6, the last thing they needed was for Patrick Wilson's nightmare run with shoulder injuries to strike again.

The Blues reckon they match up well against the Crows and their impressive 21-point win in the wet and wild in Round 9 suggests that might be the case. But since then Michael Godden's Crows have been on the attack, topping 100 points in successive big wins against West, South and Glenelg. They were hugely impressive against flag fancies the Bays last week, booting six goals in each of the first two quarters to surge to a 62-point half-time lead. The 74-point final margin showed the Crows, who in their eight SANFL seasons have had best finishes of preliminary final appearances in 2016 and '19, are serious premiership threats. When Matt Crouch is in their line-up, they look close to unstoppable and he collected 42 disposals against Glenelg. Kieran Strachan continues to be a huge influence and he won 41 hit-outs and 22 disposals. And Brett Turner looked the part against his former club with 24 touches.

# REMEMBERING THE KING

BY MICHELANGELO RUCCI

South Australian football has lost its King.

Neil Kerley was the most dominating image of South Australian football – at home and across the nation – from the 1950s to the start of the AFL era in Adelaide when he was part of the launch of Adelaide Football Club and later a boundary rider for Channel 7 on national television broadcasts.

"He was aptly named 'King Kerley'," said Australian Football Hall of Fame Legend Barrie Robran. "He was an enormous monolith in our game."

Kerley died on Wednesday 29 June. He was 88.

SA Football Commission chairman Rob Kerin paid tribute to a life in football saying Kerley "was a tough but fun, larger-than-life character who became one of the best-known personalities of football and the SANFL".

"Over many years, Neil made an outstanding contribution to SA footy, not only through his on-field presence and ability, but also his illustrious coaching career across five SANFL clubs, as well as at State level," Mr Kerin said. "We honour the life of Neil Kerley and his remarkable contribution to our game in SA as a legendary player, coach and administrator."

State Premier Peter Malinauskas paid tribute to Kerley, recognising a man who was the spirit of South Australia – and not just in football. "South Australia has lost an icon. Australia has lost a football legend. He was a passionate and proud South Australian, the embodiment of State pride," he said.

In an era of the showman in football, Kerley was SA's equivalent to Victoria's 'Mr Football' Ted Whitten while the SA-Big V battles on and off the field defined Australian football more than any other rivalry. "No," said Robran, seeking emphasis be placed on the original 'Mr Football', "let's get it right. Whitten was the equivalent of Kerley ..."



Neil Kerley leads West Adelaide onto Adelaide Oval for the 1961 grand final.

Born in Barmera in the Riverland in 1934, Kerley started his league career as a teenager at West Adelaide in 1952. When he put away his coaching clipboard at the end of 1993, Kerley had left his mark on five SANFL league clubs as a player or coach – and all of SA football as a State player, coach, selector and self-appointed guardian of State pride.

SA's longest-serving SANFL league player, Glenelg ruck legend Peter Carey, argues Kerley deserves as much credit as fellow Hall of Famer Jack Oatey for changing the defensive ways of Australian football to emphasise skills and scoring. "Neil sent out his teams to attack, attack, attack," Carey said. "Every time we took the field for 'Kerls' the message was, 'score more than the opposition' rather than 'restrict the opposition to less than you have scored'."

Four SANFL league premierships. A member of the grand 1963 State team that famously beat the Big V on the MCG. The master coach who ended premiership droughts at West Adelaide, Glenelg and took South Adelaide from the wooden spoon to the flag in 1964. An enormous figure on the game – and in Adelaide, particularly when footballers became stars for the new medium of black-and-white television in the 1960s. Kerley was a

must-see member of the football panel shows on Saturday evenings and Sunday lunchtimes during the football season.

Kerley was the 676th player to represent West Adelaide, making his league debut on September 6, 1952 – at Thebarton Oval in a loss to West Torrens. He finished his playing career at Glenelg in 1969 having represented three league clubs in 276 senior games.

Despite standing at 6 foot in the old measures (183cm), Kerley rucked for West giving up at least three inches to each of his SANFL rivals but he was never conceding in spirit and endeavour.

"He was 'Mr Big,'" said 1961 All-Australian Geoff Kingston, who at West Torrens knew Kerley as an opponent, as a State team-mate and as a media colleague, often ghost writing his newspaper columns. "Neil played taller than he was. He stood taller among players who had more than him in height or talent. He was tough – and you did not need to see 'Kerls' to feel his presence. He was uncompromising. He squeezed everything out of his opportunity to be a winner.

"And those hands," added Kingston, referring to Kerley's distorted fingers and protruding knuckles that became the legend of his toughness on the football field.





Neil Kerley lifted high by Graham Cornes and Fred Phillis after Glenelg's unforgettable 1973 grand final win at Adelaide Oval.

Kerley had three stints at West Adelaide across five decades – the first as a player and player-coach, famously being sacked after leading West Adelaide to the premiership in the 1961 'Turkish bath' grand final and to the 1962 grand final loss to Port Adelaide at Adelaide Oval.

Kerley's sacking provoked emotional scenes across the inner western suburbs – and front-page news stories (not unusual with Kerley) – while devoted West fans called extraordinary general meetings at the Thebarton Town Hall seeking to reverse the board's decision. Kerley left West at the end of 1963 and the club remained in a premiership drought until 'King Kerley' made his second coming to Richmond Oval in 1981.

John Kantilaftas, a member of the

1983 premiership side that ended a 22-year drought, will never forget Kerley's first day back at Richmond Oval in 1981, after an 18-year absence. "It is as vivid as ever to me. 'Kerls' had called a team meeting for 2pm on a Sunday, he was standing outside the doors to the changerooms from 1.45 for 15 minutes, rocking backwards and forwards on his feet," Kantilaftas said. "At 2pm, he told the door steward to lock the room – leaving the club president Bob Lee, the vice-captain and a few senior players outside. I'm sure they could hear him yelling from inside, 'When I say 2pm, I mean 2pm'. The message was clear – Neil would not suffer fools. You did as Neil said – or you were gone. That day set the tone for how the club would operate with 'Kerls'.

Only special people can make that work at a football club. It was true to the legend that came with Neil."

One of the most striking photos in SA football is of Kerley being carried across Adelaide Oval – taken by The Advertiser's Barry O'Brien – after guiding Glenelg to its first flag in 39 years with the 1973 SANFL grand final triumph against North Adelaide. Dressed in a pristine white shirt that remained unstained on a hot September afternoon, Kerley is indeed the image of the 'King' as he sits on a throne made up of admirers.

Carey was the teenaged key forward who kicked six goals for Glenelg in the seven-point win. "I was more worried about letting 'Kerls' down than worrying about the team or playing well," Carey said. "The esteem I had for Neil was enormous."

Kerley won five best-and-fairest awards at his clubs – famously he would correct anyone who declared a player "won" the Magarey Medal. "You are awarded the Magarey Medal," insisted Kerley, who was runner-up by one vote to Central District hero Gary Window in 1965.

Kerley missed out on premierships at just two of his five clubs – West Torrens and Central District. But his mark on those clubs was significant, giving greater credibility to their standing in the premiership race. "Neil changed the culture at our football club," said former Central District captain Roger Girdham. "And the league side improved by playing a better brand of football."

## DONALD NEIL KERLEY

**February 20, 1934 – June 29, 2022**

**Born:** Barmera, South Australia.

**Played (276 senior games):** 165 SANFL league games with West Adelaide, 1952-1963; 56 with South Adelaide, 1964-1966; 55 with Glenelg, 1967-1969. Scored 123 goals: 87 at West Adelaide and 36 at Glenelg.

**Represented** South Australia 32 times. Captain 1959-1962 and 1965-1966.

**Coached (628 senior games):** 182 with West Adelaide, 1961-1962, 1981-1984 and 1992-1993; 66 with South Adelaide, 1964-1966; 223 with Glenelg, 1967-1976; 89 with West Torrens, 1977-1980; 68 with Central District,

1988-1990. Win-loss record of 365-260 with three draws. Coached SA in 1967, 1970-72, 1975, 1977-78 and in Origin matches in 1979-80 and 1984.

**Premierships:** 1961 and 1964 as captain-coach, 1973 and 1983 as coach.

**Honours:** Best-and-fairest at West Adelaide four times (1958, 1959, 1961 and 1962) and at Glenelg once (1967), All-Australian 1961 (as vice-captain after the Brisbane carnival), Australian and South Australian Football Hall of Fame, inaugural inductee and legend in West Adelaide Hall of Fame, inaugural inductee in Glenelg Hall of Fame and Great of Glenelg.

# FURPHY

## CRISP

**NEW**



**EASY DRINKING LAGER**





1:10PM SATURDAY 9 JULY - HISENSE STADIUM #westdogs

**Broadcast:** Live and on-demand on SANFL Now,  
sign up at [www.sanflnow.com.au](http://www.sanflnow.com.au) or get the SANFL Now app



**WEST**



ADELAIDE  
GALVANISING  
INDUSTRIES

**COACH:** Brad Gotch

**COLOURS:** Red and Black

| No | PLAYER             | AGE | HT  | WT | GP  | GK  | G | B |
|----|--------------------|-----|-----|----|-----|-----|---|---|
| 5  | HARTLETT Hamish    | 31  | 185 | 83 | 30  | 18  |   |   |
| 7  | BOYLE Jordon       | 25  | 178 | 77 | 64  | 12  |   |   |
| 8  | MAGUIRE Mitch      | 24  | 176 | 78 | 21  | 6   |   |   |
| 9  | BRAND Kaiden       | 28  | 198 | 98 | 11  | 1   |   |   |
| 12 | CLEELAND Jade      | 27  | 197 | 98 | 34  | 9   |   |   |
| 13 | DELAHUNTY Liam     | 21  | 193 | 90 | 7   | 0   |   |   |
| 15 | HILL Logan         | 34  | 177 | 80 | 194 | 26  |   |   |
| 16 | KEOUGH Tom (C)     | 30  | 193 | 91 | 153 | 105 |   |   |
| 17 | MELINE Lucas       | 24  | 191 | 83 | 16  | 4   |   |   |
| 18 | BEECH Jono         | 31  | 187 | 87 | 206 | 258 |   |   |
| 19 | SINDERBERRY Jye    | 20  | 189 | 85 | 19  | 0   |   |   |
| 21 | EDWARDS Jackson    | 22  | 184 | 80 | 42  | 9   |   |   |
| 22 | CHAMBERLAIN Bailey | 20  | 179 | 72 | 15  | 7   |   |   |
| 25 | FAIRLIE Patrick    | 23  | 187 | 84 | 45  | 5   |   |   |
| 28 | PARK Callum        | 21  | 190 | 76 | 33  | 6   |   |   |
| 29 | ELLEM Hamish       | 20  | 195 | 96 | 36  | 22  |   |   |
| 31 | RYAN Josh          | 26  | 195 | 95 | 64  | 0   |   |   |
| 35 | GAY Clayton        | 20  | 183 | 77 | 0   | 0   |   |   |
| 37 | STEVENS Joel       | 22  | 189 | 83 | 22  | 6   |   |   |
| 43 | MATTINGLY Michael  | 26  | 184 | 76 | 3   | 0   |   |   |
| 46 | ALLAN Charlie      | 21  | 183 | 83 | 5   | 1   |   |   |
| 49 | SQUIRE Lachlan     | 20  | 183 | 84 | 30  | 5   |   |   |
| 53 | MORRISH Tom        | 22  | 179 | 81 | 22  | 10  |   |   |
| 64 | RYAN Kobe          | 18  | 183 | 72 | 3   | 2   |   |   |
| 66 | BARNETT Harry      | 18  | 202 | 93 | 0   | 0   |   |   |



**CENTRAL**



**COACH:** Paul Thomas

**COLOURS:** Red, White and Blue

| No | PLAYER              | AGE | HT  | WT | GP  | GK  | G | B |
|----|---------------------|-----|-----|----|-----|-----|---|---|
| 1  | McCORMACK Billy     | 21  | 199 | 92 | 9   | 3   |   |   |
| 3  | NIETSCHKE Aaron     | 22  | 184 | 82 | 3   | 2   |   |   |
| 6  | FORT Fraser         | 27  | 197 | 90 | 106 | 51  |   |   |
| 7  | PRESBURY Kyle       | 25  | 182 | 82 | 113 | 71  |   |   |
| 9  | BUECHNER Zac        | 24  | 191 | 93 | 12  | 2   |   |   |
| 10 | GRANT Harry         | 21  | 173 | 79 | 22  | 6   |   |   |
| 11 | KENDALL George      | 22  | 194 | 93 | 8   | 4   |   |   |
| 14 | NEAGLE Matthew      | 24  | 184 | 77 | 40  | 4   |   |   |
| 15 | ILES Billy          | 28  | 178 | 77 | 13  | 2   |   |   |
| 17 | OLLSON Chris        | 24  | 176 | 73 | 53  | 32  |   |   |
| 20 | HOSKIN Justin       | 31  | 185 | 82 | 177 | 185 |   |   |
| 23 | CANNIZZARO Rhys     | 21  | 188 | 90 | 11  | 1   |   |   |
| 24 | LLEWELLYN Ryan      | 26  | 189 | 88 | 54  | 0   |   |   |
| 26 | SHAW Oliver         | 21  | 189 | 84 | 22  | 7   |   |   |
| 27 | COWHAM Lewis        | 20  | 179 | 72 | 3   | 2   |   |   |
| 28 | SCHILLER Travis     | 28  | 172 | 82 | 150 | 54  |   |   |
| 29 | ANGE Nicholas       | 24  | 186 | 79 | 20  | 23  |   |   |
| 30 | DUDLEY Isaiah       | 19  | 168 | 70 | 4   | 1   |   |   |
| 31 | WHITELUM Luca       | 19  | 187 | 77 | 10  | 8   |   |   |
| 32 | GRACE Aiden         | 25  | 189 | 87 | 30  | 49  |   |   |
| 34 | EAST Ethan          | 22  | 187 | 80 | 35  | 27  |   |   |
| 36 | MONTGOMERIE Rhett   | 22  | 190 | 83 | 28  | 1   |   |   |
| 38 | SCHILLER Jarrod (C) | 30  | 176 | 83 | 211 | 77  |   |   |
| 41 | DAHMS Cooper        | 23  | 181 | 82 | 24  | 5   |   |   |
| 55 | WEAVER Dylan        | 27  | 181 | 79 | 51  | 4   |   |   |

All figures on team sheets are official SANFL records for League games and goals.

| LEAGUE  | 1st | 2nd | 3rd | 4th | Points |
|---------|-----|-----|-----|-----|--------|
| WEST    |     |     |     |     |        |
| CENTRAL |     |     |     |     |        |

**LEAGUE UMPIRES**

**FIELD:**  
Joshua Hardy  
Thomas Bryce  
David Sobieraj

**BOUNDARY:**  
Jaxon Williams  
Dylan Speck  
William Carter

**GOAL:**  
Jared Murton  
Mathew Wilson

**RD 2 2022 @ X CONVENIENCE OVAL**  
Central 13.15 (93) d West 11.7 (73)

**RD 11 2021 @ X CONVENIENCE OVAL**  
Central 10.10 (70) d West 7.10 (52)

**RD 5 2021 @ HISENSE STADIUM**  
West 13.7 (85) d Central 8.13 (61)

**AAMI**



Official General Insurance Partner



2:05PM SATURDAY 9 JULY – FLINDERS UNIVERSITY STADIUM #southbays

Broadcast: Channel 7 | Streamed live and on-demand on 7plus | Live on the SANFL Now app

www.sanflnow.com.au | Live Radio 1629 SEN SA and via SEN App



**SOUTH**



COACH: Jarrad Wright

COLOURS: Navy and White

| No | PLAYER            | AGE | HT  | WT | GP  | GK  | G | B |
|----|-------------------|-----|-----|----|-----|-----|---|---|
| 1  | BROOKSBY Keegan   | 32  | 197 | 99 | 102 | 37  |   |   |
| 3  | RAMSAY Sam        | 21  | 184 | 76 | 11  | 1   |   |   |
| 4  | HAINES Joseph     | 30  | 186 | 81 | 113 | 8   |   |   |
| 5  | BROADBENT Matthew | 32  | 190 | 94 | 93  | 28  |   |   |
| 6  | FREITAG Damon     | 21  | 199 | 99 | 17  | 12  |   |   |
| 7  | OVERALL Samuel    | 27  | 195 | 97 | 109 | 138 |   |   |
| 8  | ROSE Matthew (C)  | 31  | 181 | 79 | 171 | 45  |   |   |
| 9  | MILSOM Reece      | 22  | 188 | 79 | 44  | 7   |   |   |
| 10 | CLAVARINO Oscar   | 23  | 198 | 94 | 12  | 1   |   |   |
| 11 | GUNTHER Harrison  | 23  | 190 | 90 | 11  | 5   |   |   |
| 12 | WILKINSON Eamon   | 22  | 179 | 75 | 45  | 58  |   |   |
| 15 | BOGLE Luke        | 22  | 178 | 79 | 35  | 20  |   |   |
| 16 | DUNKIN Elliot     | 24  | 181 | 79 | 50  | 6   |   |   |
| 18 | DUMSNEY Zac       | 20  | 187 | 84 | 11  | 3   |   |   |
| 21 | HEASLIP Benjamin  | 26  | 190 | 91 | 101 | 47  |   |   |
| 22 | SUMMERTON Jake    | 30  | 193 | 94 | 94  | 2   |   |   |
| 24 | SAMPSON Hayden    | 22  | 180 | 70 | 65  | 30  |   |   |
| 25 | TURNER Fraser     | 22  | 186 | 82 | 19  | 2   |   |   |
| 30 | KRAEMER Nicholas  | 20  | 186 | 85 | 6   | 3   |   |   |
| 31 | FITT Liam         | 24  | 182 | 90 | 60  | 84  |   |   |
| 34 | GARTHWAITE Ryan   | 24  | 192 | 87 | 11  | 16  |   |   |
| 36 | SLADOJEVIC Daniel | 21  | 196 | 95 | 5   | 0   |   |   |
| 40 | BROWN Dylan       | 19  | 180 | 68 | 2   | 0   |   |   |
| 49 | LOVERING Tate     | 23  | 190 | 85 | 7   | 0   |   |   |
| 56 | NYE Liam          | 20  | 181 | 78 | 0   | 0   |   |   |

All figures on team sheets are official SANFL records for League games and goals.



**GLENELG**



COACH: Brett Hand

COLOURS: Black and Gold

| No | PLAYER          | AGE | HT  | WT  | GP  | GK  | G | B |
|----|-----------------|-----|-----|-----|-----|-----|---|---|
| 1  | McBEAN Liam     | 28  | 202 | 98  | 85  | 213 |   |   |
| 3  | SNOOK Matthew   | 30  | 183 | 83  | 159 | 41  |   |   |
| 4  | GERLOFF Cole    | 23  | 186 | 86  | 62  | 46  |   |   |
| 5  | PROUD Max (C)   | 30  | 190 | 92  | 144 | 15  |   |   |
| 6  | STAGG Hugh      | 19  | 180 | 84  | 12  | 14  |   |   |
| 7  | REYNOLDS Luke   | 28  | 188 | 88  | 106 | 117 |   |   |
| 8  | LYONS Corey     | 24  | 184 | 84  | 11  | 5   |   |   |
| 9  | BAILEY Darcy    | 28  | 177 | 81  | 102 | 83  |   |   |
| 10 | PARTINGTON Luke | 25  | 181 | 79  | 70  | 42  |   |   |
| 11 | BRADLEY Andrew  | 31  | 180 | 86  | 194 | 37  |   |   |
| 13 | SEARLE Brady    | 21  | 187 | 88  | 10  | 5   |   |   |
| 16 | MARTINI Alex    | 23  | 181 | 78  | 47  | 4   |   |   |
| 17 | KULLER Reid     | 21  | 182 | 83  | 34  | 11  |   |   |
| 18 | STRETCH Billy   | 26  | 181 | 79  | 40  | 8   |   |   |
| 20 | HOSIE Lachlan   | 25  | 189 | 80  | 46  | 102 |   |   |
| 21 | MURDOCH Jordan  | 30  | 190 | 87  | 13  | 3   |   |   |
| 22 | ALLEN Matthew   | 25  | 193 | 91  | 48  | 31  |   |   |
| 23 | HOLDER Riley    | 20  | 191 | 91  | 12  | 4   |   |   |
| 24 | HORSNELL Cooper | 20  | 175 | 72  | 9   | 4   |   |   |
| 25 | RAYSON Lewis    | 19  | 184 | 69  | 0   | 0   |   |   |
| 28 | MOORE Jordan    | 21  | 196 | 95  | 5   | 0   |   |   |
| 29 | VIRGIN Michael  | 30  | 176 | 76  | 78  | 11  |   |   |
| 32 | PINK Toby       | 24  | 194 | 94  | 32  | 9   |   |   |
| 44 | HANNATH Jack    | 31  | 200 | 100 | 105 | 25  |   |   |

| LEAGUE         | 1st | 2nd | 3rd | 4th | Points |
|----------------|-----|-----|-----|-----|--------|
| <b>SOUTH</b>   |     |     |     |     |        |
| <b>GLENELG</b> |     |     |     |     |        |

**LEAGUE UMPIRES**

**FIELD:**  
Mitchell Scott  
Jack Millar  
Sam Morgan

**BOUNDARY:**  
Brayden Theil  
Damian Robinson  
Scott Hargreaves  
James Sutton

**GOAL:**  
Bradley Hammer  
Thomas Fahey

RD 7 2022 @ ACH GROUP STADIUM  
Glenelg 12.19 (91) d South 8.9 (57)

PF 2021 @ ADELAIDE OVAL  
Glenelg 11.11 (77) d South 6.13 (49)

RD 15 2021 @ ACH GROUP STADIUM  
Glenelg 10.13 (73) d South 8.7 (55)



**SANFL ▶ NOW** Watch all SANFL Leagues Live and On Demand\*

**Get one FREE month on us\*\***

PROMO CODE: FREEKICK1MONTH

\*Excluding matches shown live on Ch 7 Adelaide  
\*\*Redeemable on the SANFL Now website, not redeemable in-app. T&C's Apply. See website for details.



Scan or visit  
sanflnow.com.au



2:10PM SATURDAY 2 JULY – MAUGHAN THIEM KIA OVAL  #eagSPORT

Broadcast: Live and on-demand on SANFL Now,  
sign up at [www.sanflnow.com.au](http://www.sanflnow.com.au) or get the SANFL Now app



PORT



COACH: Jade Shedy

COLOURS: Gold, Green and Blue

| No | PLAYER               | AGE | HT  | WT  | GP  | GK  | G | B |
|----|----------------------|-----|-----|-----|-----|-----|---|---|
| 1  | LONERGAN Jesse       | 28  | 185 | 90  | 47  | 13  |   |   |
| 3  | COMITOGIANNI Jake    | 24  | 178 | 75  | 62  | 26  |   |   |
| 4  | CLARKE Dylan         | 24  | 187 | 87  | 12  | 2   |   |   |
| 5  | MUTCH Kobe           | 24  | 188 | 86  | 25  | 10  |   |   |
| 6  | THOMPSON Luke (C)    | 31  | 196 | 89  | 218 | 21  |   |   |
| 7  | KNIGHT Riley         | 27  | 181 | 77  | 73  | 47  |   |   |
| 11 | ALLMOND Jarred       | 32  | 182 | 79  | 222 | 75  |   |   |
| 12 | ELLIS-YOLMEN Cameron | 29  | 190 | 100 | 67  | 37  |   |   |
| 15 | HARDIE Mitchell      | 25  | 186 | 86  | 16  | 7   |   |   |
| 18 | BEECKEN Luke         | 21  | 183 | 72  | 24  | 9   |   |   |
| 20 | DUVAL Mitchell       | 25  | 187 | 84  | 42  | 3   |   |   |
| 21 | GUILHAUS Sebastian   | 34  | 198 | 100 | 48  | 15  |   |   |
| 22 | MENZEL Troy          | 28  | 188 | 85  | 86  | 134 |   |   |
| 23 | MENZEL Daniel        | 31  | 189 | 89  | 31  | 85  |   |   |
| 24 | ROWLAND Sam          | 29  | 188 | 83  | 121 | 18  |   |   |
| 29 | GOLDSWORTHY Matthew  | 31  | 177 | 82  | 226 | 186 |   |   |
| 35 | SINOR Joseph         | 28  | 180 | 82  | 101 | 20  |   |   |
| 39 | FIRNS Jack           | 27  | 188 | 88  | 72  | 12  |   |   |
| 42 | LEHMANN Rory         | 27  | 194 | 95  | 18  | 0   |   |   |
| 43 | McLEOD Connor        | 23  | 184 | 79  | 0   | 0   |   |   |
| 49 | BUCK Zachary         | 20  | 171 | 65  | 10  | 0   |   |   |
| 51 | LITSTER Max          | 20  | 184 | 83  | 10  | 0   |   |   |
| 54 | PEARCE Will          | 19  | 187 | 85  | 4   | 3   |   |   |
| 55 | REDDEN Jarrad        | 32  | 202 | 90  | 141 | 74  |   |   |

\*Denotes AFL listed player. All figures on team sheets are official SANFL records for League games and goals.

| LEAGUE | 1st | 2nd | 3rd | 4th | Points |
|--------|-----|-----|-----|-----|--------|
| EAGLES |     |     |     |     |        |
| PORT   |     |     |     |     |        |

COACH: Matt Lokan

COLOURS: Black and White

| No | PLAYER                | AGE | HT  | WT  | GP  | GK  | G | B |
|----|-----------------------|-----|-----|-----|-----|-----|---|---|
| 1  | SUTCLIFFE Cameron (C) | 30  | 187 | 78  | 44  | 28  |   |   |
| 3  | MONTGOMERY Harper     | 18  | 187 | 81  | 0   | 0   |   |   |
| 6  | MOTLOP Steven*        | 31  | 183 | 76  | 9   | 17  |   |   |
| 7  | DUURSMA Xavier*       | 22  | 186 | 73  | 8   | 5   |   |   |
| 17 | CLUREY Thomas*        | 28  | 193 | 85  | 59  | 2   |   |   |
| 23 | WILLIAMS Dylan*       | 21  | 185 | 79  | 29  | 49  |   |   |
| 25 | HAYES Samuel*         | 23  | 203 | 93  | 41  | 17  |   |   |
| 29 | LYCETT Scott*         | 30  | 202 | 94  | 8   | 1   |   |   |
| 30 | LORD Oliver*          | 21  | 197 | 80  | 25  | 20  |   |   |
| 31 | SKINNER Sam*          | 25  | 198 | 100 | 28  | 16  |   |   |
| 32 | MAYES Sam*            | 28  | 187 | 79  | 56  | 29  |   |   |
| 37 | SCHOFIELD Taj*        | 20  | 177 | 74  | 20  | 8   |   |   |
| 38 | VISENTINI Dante*      | 19  | 202 | 93  | 10  | 6   |   |   |
| 39 | JACKSON Hugh*         | 19  | 182 | 72  | 10  | 2   |   |   |
| 40 | MOORE Nicholas        | 23  | 184 | 80  | 22  | 17  |   |   |
| 41 | McENTEE Jed*          | 21  | 174 | 65  | 39  | 14  |   |   |
| 42 | WILDMAN Campbell      | 25  | 187 | 81  | 35  | 5   |   |   |
| 45 | FREDERICK Martin*     | 22  | 178 | 80  | 38  | 5   |   |   |
| 46 | MOORE Ethan           | 22  | 180 | 77  | 28  | 9   |   |   |
| 50 | KIRK Brayden          | 24  | 182 | 73  | 15  | 2   |   |   |
| 52 | WILSON Anthony        | 30  | 178 | 72  | 116 | 129 |   |   |
| 53 | LEE Jackson           | 24  | 188 | 82  | 22  | 2   |   |   |
| 55 | CORCORAN Thomas       | 27  | 185 | 80  | 48  | 4   |   |   |
| 56 | WEIDEMANN Jake        | 23  | 188 | 80  | 30  | 19  |   |   |
| 57 | BURGOYNE Trent        | 21  | 175 | 65  | 13  | 5   |   |   |

LEAGUE  
UMPIRES

FIELD:  
Aaron Bennett  
Corey Bowen  
Ben Williams

BOUNDARY:  
Patrick Cannard  
Elliott Raymond  
Matthew Zacher

GOAL:  
Steven Murphy  
Thomas Mayo

RD 6 2022 @ ALBERTON OVAL  
Eagles 11.7 (73) d Port 7.5 (47)

RD 10 2021 @ MAUGHAN THIEM KIA  
Eagles 17.7 (109) d Port 6.5 (41)

RD 5 2021 @ ALBERTON OVAL  
Port 16.11 (107) d Eagles 7.5 (47)

# FURPHY

CRISP  
EASY DRINKING LAGER

Get the facts  
Drink  
Wise.  
[org.au](http://org.au)





# NORWOOD

Apelle ➤ *Coopers*

**COACH:** Jade Rawlings

**COLOURS:** Red and Blue

| No | PLAYER          | AGE | HT  | WT  | GP  | GK  | G | B |
|----|-----------------|-----|-----|-----|-----|-----|---|---|
| 2  | NELLIGAN Henry  | 20  | 171 | 73  | 31  | 17  |   |   |
| 4  | PANOS Matt      | 31  | 192 | 90  | 126 | 148 |   |   |
| 5  | SEYMOUR Pierce  | 27  | 190 | 91  | 40  | 0   |   |   |
| 6  | DONNELLY Tom    | 23  | 190 | 94  | 11  | 2   |   |   |
| 7  | RANTALL Jay     | 21  | 185 | 83  | 11  | 5   |   |   |
| 8  | MORRIS Sam      | 21  | 182 | 81  | 15  | 3   |   |   |
| 9  | ROKAHR Nik      | 27  | 179 | 83  | 46  | 14  |   |   |
| 10 | HAMILTON Declan | 26  | 184 | 77  | 79  | 38  |   |   |
| 11 | KENNERLEY Jacob | 22  | 185 | 84  | 31  | 9   |   |   |
| 12 | JARVIS Ben      | 22  | 190 | 86  | 11  | 19  |   |   |
| 13 | BALL Cameron    | 23  | 194 | 92  | 49  | 2   |   |   |
| 17 | BOWER Mac       | 26  | 191 | 88  | 44  | 1   |   |   |
| 19 | STOCKDALE Cory  | 25  | 178 | 80  | 11  | 1   |   |   |
| 20 | LARKINS Jai     | 23  | 186 | 82  | 0   | 0   |   |   |
| 21 | TRANFA Xavier   | 20  | 179 | 85  | 22  | 19  |   |   |
| 24 | PASCOE Lachlan  | 23  | 191 | 94  | 11  | 10  |   |   |
| 25 | McLEAN Connor   | 26  | 194 | 96  | 42  | 48  |   |   |
| 26 | SPENCE Jed      | 22  | 178 | 78  | 14  | 5   |   |   |
| 29 | RICHARDS Josh   | 24  | 179 | 75  | 43  | 12  |   |   |
| 31 | BOYD Harry      | 24  | 198 | 108 | 31  | 11  |   |   |
| 33 | SURMAN Luke     | 25  | 195 | 85  | 32  | 33  |   |   |
| 35 | HEARD Jack      | 22  | 190 | 88  | 27  | 0   |   |   |
| 42 | LOWE Baynen     | 19  | 177 | 75  | 10  | 11  |   |   |
| 44 | KELLY Jackson   | 26  | 179 | 73  | 24  | 7   |   |   |
| 50 | LOWDEN Nick     | 22  | 191 | 97  | 4   | 0   |   |   |



# NORTH

 **COPYWORLD**  
TOSHIBA

**COACH:** Jacob Surjan

**COLOURS:** Red and White

| No | PLAYER              | AGE | HT  | WT  | GP  | GK  | G | B |
|----|---------------------|-----|-----|-----|-----|-----|---|---|
| 1  | WIGG Harrison       | 26  | 180 | 81  | 95  | 23  |   |   |
| 2  | MOORE Andrew        | 31  | 189 | 88  | 75  | 52  |   |   |
| 3  | RAMSEY Keenan       | 26  | 194 | 92  | 129 | 145 |   |   |
| 5  | CRAIG Cameron       | 28  | 188 | 87  | 143 | 3   |   |   |
| 7  | MINERVINI Lee       | 24  | 180 | 80  | 56  | 35  |   |   |
| 9  | PATMORE Jake        | 23  | 183 | 78  | 29  | 16  |   |   |
| 10 | SPINA Alexander (C) | 27  | 181 | 79  | 145 | 39  |   |   |
| 11 | GRUBB Lachlan       | 19  | 178 | 76  | 16  | 14  |   |   |
| 12 | HILDER Dyson        | 21  | 196 | 98  | 38  | 39  |   |   |
| 13 | YOUNG Aaron         | 30  | 189 | 86  | 80  | 76  |   |   |
| 15 | Van HUISSTEDER Reed | 21  | 195 | 95  | 11  | 0   |   |   |
| 16 | SZEKELY Frank       | 23  | 177 | 70  | 40  | 22  |   |   |
| 17 | HARVEY Mitchell     | 27  | 198 | 100 | 152 | 163 |   |   |
| 18 | COMBE Campbell      | 27  | 178 | 84  | 77  | 18  |   |   |
| 22 | HEWETT Cameron      | 25  | 188 | 82  | 95  | 11  |   |   |
| 23 | LOCKYER Jnr Nigel   | 25  | 186 | 82  | 12  | 19  |   |   |
| 25 | WILSDON Lachie      | 24  | 191 | 88  | 23  | 15  |   |   |
| 27 | MAGOR Harrison      | 21  | 184 | 83  | 17  | 1   |   |   |
| 30 | COMBE William       | 25  | 180 | 79  | 47  | 45  |   |   |
| 31 | WILLIAMS Harry      | 24  | 183 | 80  | 0   | 0   |   |   |
| 35 | LANGLEY James       | 22  | 195 | 88  | 1   | 0   |   |   |
| 37 | FINLAY Karl         | 21  | 193 | 93  | 31  | 2   |   |   |
| 39 | McINERNEY Samuel    | 26  | 183 | 82  | 54  | 46  |   |   |
| 50 | ELBROW Harrison     | 23  | 176 | 78  | 12  | 4   |   |   |
| 52 | BRAZEL Tyson        | 24  | 192 | 91  | 0   | 0   |   |   |

All figures on team sheets are official SANFL records for League games and goals.

| LEAGUE  | 1st | 2nd | 3rd | 4th | Points |
|---------|-----|-----|-----|-----|--------|
| NORWOOD |     |     |     |     |        |
| NORTH   |     |     |     |     |        |

## LEAGUE UMPIRES

**FIELD:**  
 Rowan Hundertmark  
 Michael Sboro  
 Scott Galletty

**BOUNDARY:**  
 Isaac Fishlock  
 Taylor Dorsey  
 Benjamin B Williams

**GOAL:**  
 Braden Ford  
 Emilie Hill

**RD 9 2022 @ PROSPECT OVAL**  
 North 9.9 (63) d Norwood 7.10 (52)

**RD 18 2021 @ PROSPECT OVAL**  
 Norwood 13.7 (85) d North 10.13 (73)

**RD 3 2021 @ COOPERS STADIUM**  
 North 16.15 (111) d Norwood 2.7 (19)

**FOR MORE  
MARKETS  
& TOP ODDS**

**THERE'S ONLY ONE PLACE TO BET**



**TopSport**

OFFICIAL WAGERING PARTNER



 TOPSPORT

Stay in control. Leave before you lose it. Gamble Responsibly. 18+ T&C's apply. Call Gambling Help on 1800 858 858



2:10PM SUNDAY 10 JULY – WIGAN OVAL #sturtafc

Broadcast: Live and on-demand on the SANFL Now app | www.sanflnow.com.au  
Live Radio 1629 SEN SA and via SEN App



**STURT**



COACH: Martin Mattner

COLOURS: Double Blue

| No | PLAYER              | AGE | HT  | WT  | GP  | GK  | G | B |
|----|---------------------|-----|-----|-----|-----|-----|---|---|
| 1  | WUNDKE Samuel       | 27  | 192 | 93  | 65  | 2   |   |   |
| 5  | HONE Joshua         | 26  | 175 | 75  | 138 | 158 |   |   |
| 6  | DAVIS Abaina        | 26  | 192 | 99  | 92  | 106 |   |   |
| 7  | MATHEWS James       | 26  | 174 | 70  | 27  | 14  |   |   |
| 9  | LIDDY Mani          | 20  | 183 | 80  | 8   | 0   |   |   |
| 10 | LOCHOWIAK Mihail    | 22  | 186 | 86  | 6   | 2   |   |   |
| 11 | SHUTE Joshua        | 21  | 180 | 69  | 24  | 11  |   |   |
| 12 | CARRUTHERS Malachy  | 20  | 184 | 75  | 11  | 2   |   |   |
| 13 | WILSON Patrick      | 28  | 188 | 78  | 93  | 56  |   |   |
| 14 | RENTSCH Josh        | 19  | 197 | 100 | 4   | 4   |   |   |
| 15 | EDMONDS Luke        | 24  | 193 | 82  | 60  | 0   |   |   |
| 16 | DAKIN Jared         | 21  | 181 | 80  | 15  | 3   |   |   |
| 18 | FAHEY-SPARKS Daniel | 25  | 196 | 92  | 54  | 27  |   |   |
| 22 | COOMBLAS William    | 24  | 193 | 85  | 34  | 0   |   |   |
| 23 | BATTERSBY James     | 27  | 178 | 77  | 166 | 44  |   |   |
| 25 | PAGE Guy            | 29  | 177 | 74  | 164 | 13  |   |   |
| 26 | TRENORDEN Adam      | 23  | 180 | 78  | 10  | 8   |   |   |
| 30 | GRIVELL Oliver      | 21  | 190 | 76  | 25  | 18  |   |   |
| 31 | BURROWS Lachlan     | 22  | 196 | 95  | 15  | 6   |   |   |
| 32 | ILLMAN Rory         | 23  | 180 | 82  | 45  | 1   |   |   |
| 33 | WINGARD Heath       | 21  | 172 | 70  | 3   | 1   |   |   |
| 34 | VOSS Casey          | 22  | 181 | 74  | 45  | 8   |   |   |
| 39 | SLIMMING Steven     | 24  | 183 | 73  | 106 | 38  |   |   |
| 43 | EMMETT Tom          | 21  | 186 | 87  | 7   | 2   |   |   |
| 46 | BREUER Sam          | 19  | 185 | 84  | 1   | 0   |   |   |

\*Denotes AFL listed player. All figures on team sheets are official SANFL records for League games and goals.

| LEAGUE   | 1st | 2nd | 3rd | 4th | Points |
|----------|-----|-----|-----|-----|--------|
| STURT    |     |     |     |     |        |
| ADELAIDE |     |     |     |     |        |



**ADELAIDE**



COACH: Michael Godden COLOURS: Navy Blue, Red & Gold

| No | PLAYER              | AGE | HT  | WT | GP  | GK  | G | B |
|----|---------------------|-----|-----|----|-----|-----|---|---|
| 3  | McASEY Fischer*     | 21  | 197 | 91 | 29  | 27  |   |   |
| 4  | MURPHY Lachlan*     | 23  | 178 | 74 | 28  | 5   |   |   |
| 5  | CROUCH Matthew*     | 26  | 181 | 79 | 19  | 5   |   |   |
| 8  | RACHELE Josh*       | 19  | 180 | 80 | 0   | 0   |   |   |
| 10 | PEDLAR Luke*        | 19  | 183 | 80 | 17  | 6   |   |   |
| 15 | COOK Brayden*       | 19  | 189 | 80 | 20  | 13  |   |   |
| 16 | BROWN Luke*         | 29  | 172 | 89 | 43  | 12  |   |   |
| 19 | TAYLOR Zac*         | 18  | 182 | 79 | 7   | 2   |   |   |
| 20 | HALL Chris          | 31  | 181 | 80 | 198 | 131 |   |   |
| 22 | FRAMPTON Billy*     | 25  | 200 | 90 | 82  | 70  |   |   |
| 24 | WORRELL Joshua*     | 20  | 195 | 74 | 29  | 3   |   |   |
| 26 | SCHOENBERG Harry*   | 21  | 180 | 78 | 6   | 2   |   |   |
| 27 | NANKERVIS Luke*     | 18  | 191 | 77 | 10  | 5   |   |   |
| 31 | ROWE James*         | 22  | 173 | 73 | 45  | 81  |   |   |
| 34 | HIMMELBERG Elliott* | 23  | 196 | 84 | 58  | 76  |   |   |
| 35 | BORLASE James*      | 19  | 192 | 93 | 33  | 4   |   |   |
| 36 | McPHERSON Andrew*   | 22  | 186 | 79 | 22  | 1   |   |   |
| 40 | DAVIS Ben*          | 24  | 187 | 84 | 64  | 39  |   |   |
| 44 | GOLLANT Lachlan*    | 20  | 191 | 72 | 25  | 14  |   |   |
| 45 | STRACHAN Kieran*    | 26  | 202 | 95 | 47  | 16  |   |   |
| 46 | TURNER Brett*       | 25  | 185 | 88 | 90  | 50  |   |   |
| 47 | WRIGHT Matthew (C)  | 31  | 178 | 76 | 118 | 114 |   |   |
| 48 | BOYLE Jay           | 24  | 187 | 92 | 35  | 14  |   |   |
| 49 | SHARRAD Louis       | 28  | 188 | 88 | 101 | 22  |   |   |
| 50 | McKENZIE Isaya      | 24  | 182 | 95 | 30  | 37  |   |   |
| 51 | TEMPLETON Jacob     | 31  | 191 | 94 | 57  | 27  |   |   |

LEAGUE  
UMPIRES

FIELD:  
Mitchell Harris  
Giles Lewis  
Tobias Medlin

BOUNDARY:  
Dylan Whan  
Timothy Bryant  
Samuel Royans

GOAL:  
Matthew Williams  
Georgia Henderson

RD 9 2022 @ ADELAIDE OVAL  
Sturt 11.10 (76) d Adelaide 8.7 (55)

RD 10 2021 @ WIGAN OVAL  
Adelaide 14.6 (90) d Sturt 12.8 (80)

RD 5 2021 @ WIGAN OVAL  
Sturt 12.12 (84) d Adelaide 13.5 (83)



**TORRENS  
UNIVERSITY  
AUSTRALIA**

**Find a course that you love**

# 2022 SANFL RESERVES

10:20am Saturday 9 July @ Hisense Stadium



## WEST

|    |                        |    |                        |
|----|------------------------|----|------------------------|
| 1  | BABIC Frane .....      | 50 | KENNEDY Cade .....     |
| 2  | KARPANY Kenny .....    | 51 | MARSLÉN Max .....      |
| 3  | RUBOCK Blair .....     | 52 | McCORMICK Dylan .....  |
| 4  | REDFERN Luke .....     | 54 | STEENE Oscar .....     |
| 6  | HUPFELD Lyndon .....   | 55 | YOUNG Luke .....       |
| 10 | STEVENS Reed .....     | 57 | PATTERSON Cooper ..... |
| 11 | RUNDLE Tom .....       | 59 | PRIDHAM Charlie .....  |
| 30 | CORBETT Riley .....    | 61 | SHERLOCK Kane .....    |
| 38 | McKENZIE Matthew ..... | 63 | OBST Jed .....         |
| 45 | STEELE Nick .....      | 65 | LAUDATO Michael .....  |
| 47 | BOCK Harvey .....      | 67 | HAHN Mitchell .....    |

COACH: Ryan Anderson



## CENTRAL

|    |                       |    |                       |
|----|-----------------------|----|-----------------------|
| 4  | GANT Ethan .....      | 39 | JONES Jamie .....     |
| 5  | CARPENTER Jack .....  | 43 | EVANS Saxon .....     |
| 8  | REEVES Bailey .....   | 46 | DORIZZI Jordan .....  |
| 10 | GRANT Harry .....     | 48 | MONDELLO Luigi .....  |
| 11 | KENDALL George .....  | 49 | HILLARD Patrick ..... |
| 16 | DEAKIN Adam .....     | 50 | THOMSON Jakob .....   |
| 18 | TUCK Brodie .....     | 52 | BENNISON Henry .....  |
| 23 | CANNIZZARO Rhys ..... | 53 | LAUNER Dustin .....   |
| 25 | HABEL Luke .....      | 56 | RYAN Wyatt .....      |
| 33 | McDONALD Austin ..... | 58 | TIPPINS Jordan .....  |
| 35 | McDONALD Darcy .....  | 60 | DeJONGE Michael ..... |
| 37 | REED Finn .....       | 61 | FRASER Max .....      |

COACH: Mark Watts

| RESERVES | 1st | 2nd | 3rd | 4th | Points |
|----------|-----|-----|-----|-----|--------|
| WEST     |     |     |     |     |        |
| CENTRAL  |     |     |     |     |        |

RESERVES  
UMPIRES

FIELD:  
Henry Lodge  
Max Richardson  
Alexander Reardon

BOUNDARY:  
Matthew Mielczarek  
Fraser Town

GOAL:  
Tom Kelly  
Matthew Cummins

11:10am Saturday 9 July @ Flinders University Stadium



## SOUTH

|    |                        |    |                              |
|----|------------------------|----|------------------------------|
| 17 | TUCKER Darnell .....   | 50 | CLIFTON Max .....            |
| 20 | GRIFFITHS Bailey ..... | 51 | SPACIE Harry .....           |
| 27 | DOUGLASS Aaron .....   | 53 | McGARY Dayne .....           |
| 28 | JONES Shannon .....    | 54 | COLLINS Jacob .....          |
| 33 | SHILLABEER Ben .....   | 55 | FLETT Jack .....             |
| 39 | HINDES Samuel .....    | 59 | DUNCAN Charlie .....         |
| 41 | ROGERS Cooper .....    | 62 | JONES Riley .....            |
| 42 | MEGINS Oliver .....    | 63 | CRESSWELL Jake .....         |
| 44 | HAYES Lachlan .....    | 64 | MILLS-RICHARDSON Khori ..... |
| 45 | BRADLEY Angus .....    | 65 | GILL Brian .....             |
| 46 | MUTCH Rhys .....       |    |                              |

COACH: Alex Pigou



## GLENELG

|    |                         |    |                         |
|----|-------------------------|----|-------------------------|
| 2  | SCHARENBERG Jonty ..... | 43 | LOVELOCK Archie .....   |
| 26 | CROMPTON Kyle .....     | 45 | MINCHIN Nick .....      |
| 31 | BEECKEN Cooper .....    | 47 | COLE Angus .....        |
| 33 | McDONNELL Blake .....   | 49 | ELLIS-CASTLE Finn ..... |
| 35 | McRAE Beau .....        | 50 | WINDOW Hunter .....     |
| 36 | CHANDLER Will .....     | 52 | TURNER Gibson .....     |
| 37 | YATES Jack .....        | 54 | DAVIS Jayden .....      |
| 38 | LECK Nicholas .....     | 55 | RYAN Jakob .....        |
| 39 | MURPHY Ty .....         | 56 | OWENS Jacob .....       |
| 40 | PARISH Jarrad .....     | 57 | MATTHIAS Lachlan .....  |
| 41 | WRIGHT Hagan .....      | 58 | WALKER Jake .....       |
| 42 | TUNKIN Harry .....      |    |                         |

COACH: Joel Tucker

| RESERVES | 1st | 2nd | 3rd | 4th | Points |
|----------|-----|-----|-----|-----|--------|
| SOUTH    |     |     |     |     |        |
| GLENELG  |     |     |     |     |        |

RESERVES  
UMPIRES

FIELD:  
Daniel Whittlesea  
Matthew Rohrlach  
Nicholas Ghan

BOUNDARY:  
Nathan Becker  
Steven Evanson

GOAL:  
Michael Button  
Justin Thai

11:20am Saturday 9 July @ Coopers Stadium



## NORWOOD

|    |                         |    |                            |
|----|-------------------------|----|----------------------------|
| 1  | TAHENY Cameron .....    | 53 | TOZER Kobe .....           |
| 16 | CONDON Tom .....        | 54 | TWELFTREE Izaak .....      |
| 18 | GRAHAM Thomas .....     | 55 | KENT Connor .....          |
| 22 | VARDANEGA Matt .....    | 56 | ROBINSON Liam .....        |
| 30 | HODGE Oscar .....       | 57 | HARGREAVES Sam .....       |
| 32 | WAGNER Tom .....        | 58 | LANZONI Stef .....         |
| 37 | SAYWELL Issac .....     | 59 | LAWSON Stewart .....       |
| 40 | HEARD Finn .....        | 60 | GLOVER Macauley .....      |
| 43 | CAVALLARO Michael ..... | 63 | MINERVINI Pete .....       |
| 45 | BINDER Tristan .....    | 64 | KEMP Charlie .....         |
| 47 | KELLY Ben .....         | 65 | DNISTRIANKSY Matthew ..... |
| 48 | CARROLL Mitch .....     | 66 | BOOK Tyrin .....           |
| 49 | SCHWERDT Ethan .....    | 67 | JOSEPH Louis .....         |

COACH: Rob Harding



## NORTH

|    |                         |    |                          |
|----|-------------------------|----|--------------------------|
| 4  | GOWERS WILL .....       | 38 | MURPHY Jamison .....     |
| 6  | DEEP Jared .....        | 41 | SCHREIBER Will .....     |
| 14 | LeBOIS Kym .....        | 42 | MACKENZIE Harrison ..... |
| 19 | O'LOUGHLIN Blayne ..... | 43 | Longbottom Matthew ..... |
| 20 | FAHEY Declan .....      | 44 | BORG Matthew .....       |
| 21 | TASKER Will .....       | 46 | McCANN Jackson .....     |
| 24 | STAPLETON Tom .....     | 47 | SIMON Lam .....          |
| 26 | BOWMAN Mack .....       | 49 | DINNING Charlie .....    |
| 29 | MILLER Keanu .....      | 55 | ROBINSON Thomas .....    |
| 32 | BYRNE Joshua .....      | 56 | SIZER Kurt .....         |
| 33 | THORNE Sam .....        | 60 | McTAGGART Sam .....      |
| 36 | HOY Liam .....          |    |                          |

COACH: Darren Reeves

| RESERVES | 1st | 2nd | 3rd | 4th | Points |
|----------|-----|-----|-----|-----|--------|
| NORWOOD  |     |     |     |     |        |
| NORTH    |     |     |     |     |        |

RESERVES  
UMPIRES

FIELD:  
Thomas Burke  
Daniel Rogers  
Bailey Allen

BOUNDARY:  
Taylah Parker  
Reece Wright

GOAL:  
Dion Chrysoschoos  
Thomas Sharpe



**STURT**

|    |                         |    |                |
|----|-------------------------|----|----------------|
| 17 | BECKER Zac              | 45 | DOYLE Amos     |
| 20 | ALLAN Hamish            | 47 | KITTEL Hugo    |
| 21 | GRUNDY Riley            | 48 | FRYER Charlie  |
| 29 | LOCHOWIAK Anzac         | 49 | TAYLOR Willa   |
| 36 | LOCHOWIAK Jacob         | 51 | JEFFERIES Brad |
| 37 | CRANE William           | 52 | TABE Blake     |
| 38 | HOW Dailan              | 54 | MOUNTER Josh   |
| 40 | WALTER Ned              | 55 | HEIN Jordan    |
| 41 | PHIPPS-PARSONS Stirling | 56 | POWELL Ben     |
| 42 | HONE Tyson              | 57 | THOMAS Lachlan |
| 44 | RICHARDS James          | 58 | TUCKER Ky      |

**COACH:** Chris Trapp**EAGLES**

|    |                   |    |                    |
|----|-------------------|----|--------------------|
| 8  | NEUMANN William   | 38 | DAWKINS Harrison   |
| 14 | HOILE Lachlan     | 41 | MICHAEL Samuel     |
| 16 | PHILLIPOU Mattaes | 44 | THOMSON Brock      |
| 17 | ADAMS Charlie     | 47 | O'REILLY Cormack   |
| 25 | LUKAC Jordan      | 48 | WATSON Jay         |
| 27 | WHEARE Jack       | 50 | HILL Tyrann        |
| 28 | D'ALOIA Adam      | 52 | NICHOLLS Sam       |
| 31 | STUDHAM Nathan    | 53 | UEDING Liam        |
| 32 | BRUCE Ryan        | 56 | PHILLIPS Zac       |
| 34 | COOKE Lukas       | 57 | WOLLOGORANG Mishai |
| 36 | CALVETT Brayden   | 58 | BLAIR Charlie      |
| 37 | PUDNEY Kai        | 59 | SINEY Oliver       |

**COACH:** Brad Graham

| RESERVES | 1st | 2nd | 3rd | 4th | Points |
|----------|-----|-----|-----|-----|--------|
| STURT    |     |     |     |     |        |
| EAGLES   |     |     |     |     |        |

**RESERVES UMPIRES**
**FIELD:**  
 Thomas W Kelly  
 Harrison Hughes  
 Mason Beyer

**BOUNDARY:**  
 Gerard Carter  
 Ben Wilson

**GOAL:**  
 Thomas Oxford  
 Michael Lombardi

# TORRENS UNIVERSITY U18 WRAP

BY ZAC MILBANK | TWITTER @ZACMILBANK



## Norwood strengthened its spot in the Torrens University Under-18 Cup top four with a barnstorming 98-point win against Woodville-West Torrens at The Parade.

The Redlegs had no shortage of goalkickers with Phoenix Foster and Taj Rahui booting four each as their team doubled the Eagles' inside 50m count of 31. Josh Bradford (29 disposals, 11 clearances) and Noah Hyde had a significant influence as Rahui also collected 23 disposals. Eagle Noah Angove (17 disposals) earned the praise of his coaches, along with team-mates Will McKay and Elex Day.

## North Adelaide asserted its authority at the top of the table with a 37-point win against second-placed Glenelg at Prospect Oval.

Now sitting two wins and nearly two per cent clear of the Tigers, the Roosters stormed home in the second half by booting 8.2 to the Bays' 1.3. North's midfield group instigated the eye-catching performance with Hughen Wissman (28 disposals, one goal), Angus Tully (21 disposals, two goals) and James White (29 disposals) leading the


charge. Glenelg captain Ben Ridgway flew the flag for his side with 34 disposals, nine tackles and nine clearances as Bodie Ryan and Ollie McInnes battled hard.

## Sturt finished with a surge to snare a 36-point win against West Adelaide at Hisense Stadium.

Leading by just seven points at three-quarter time, the Double Blues were ruthless in the final quarter as they piled on 5.3 to the Bloods' four behinds. Rebounding defender Alex Holt racked up 33 disposals, while smooth-moving Nick Sadler (28 disposals) and Luca Slade (23 disposals, three goals) also had an impact. West's Adam Bunworth tallied a team-high 28 disposals, 10 marks and six clearances as SA under-18 squad member Will Patton gathered 27 disposals and six marks.

## A sensational second-quarter blitz set up South Adelaide's percentage-boosting 59-point win against Central District at Flinders University Stadium.

Edging ahead with a seven-point break at quarter-time, the Panthers slammed down the accelerator before half-time by bagging 6.3



Norwood's Josh Bradford was the equal-leading disposal winner on the ground with 29 against the Eagles. Photo: Peter Argent.

while holding the Bulldogs to one behind. Hard-working South big man Will Verrall starred with 17 disposals, five marks, five clearances and three goals while Hugh Daniell and Austin Hogg (27 disposals) were also influential. Central's Trent Tattoli couldn't have done any more to try to will his team across the line, racking up 38 disposals, eight marks, 11 clearances, five tackles and a goal.

# MORE LOST GROUNDS

BY ROBERT LAIDLAW

**H**indmarsh Oval, on the spot Adelaide United now plays its soccer, and Kensington Oval, at a sports field long associated with athletics, are flashbacks to SANFL's rich history as were the old Wayville and Jubilee Ovals featured in last week's Budget.

In the days before a formal SA football competition, the first game was played on Kensington Park Oval way back on 12 July 1875, between the 'red' Kensington team and 'blue' Adelaide side. The oval had been laid out in December 1874 in the middle of 20 acres of land owned by the Kensington Cricket, Football and Athletic Association.

Frank Perry captained the home team, while Henry Yorke Sparks – still fondly remembered nearly 150 years later as the founder of iconic Adelaide Oval and Glenelg Oval – led the Adelaides. Kensington won, by two goals to one, and it could have been a bigger margin, except one shot early in the game hit the crossbar.

Norwood Football Club was formed in 1878 and it played in the East Parklands until Kensington dropped out of the SA Football Association, Kensington Park Oval becoming home of the Red and Blues from 1882-97. Norwood played at Jubilee Oval from 1898-1900 before it relocated to a 'new home' on The Parade. West



Footy action from Hindmarsh Oval in 1910.

Adelaide played the 1897 season at Kensington, before it eventually moved to Wayville.

Cricket was also played at the ground, by Kensington Cricket Club, with Don Bradman often donning the whites and playing there through the 1930s and '40s. The ground was renamed Olympic Sports Field from 1963, when athletics was held there – until the 1990s, when the sport relocated to Mile End. Adelaide City played in the National Soccer League from 1977, playing at the venue as well as at Hindmarsh.

Hindmarsh Stadium was built in 1960 on the former site of Hindmarsh Oval, which is where West Torrens played its football from 1905-1921.

West Torrens, formed from a team called Natives, played its first home games on Jubilee Oval from 1897-1904, before Hindmarsh Oval was built in an oddly-shaped area known as Lindsay Circus, which included a gully used as a rubbish tip. The first official game at Hindmarsh Oval was played on 6 May 1905, when Port Adelaide beat Torrens by five points. West Torrens had beaten VFL club Carlton in a practice match the first time the ground was used three weeks earlier. Torrens won by three points with the unusual scoreline of 3.19 to 5.4.

Through the first World War Hindmarsh Oval was used for the Patriotic Football League, which included the 1916 grand final, in which Port beat Torrens by 34 points.

## TACKLING MENTAL HEALTH HEAD ON



**BREAK  
THROUGH**

mental health research foundation

Donate today or find out more at  
[breakthroughfoundation.org.au](http://breakthroughfoundation.org.au)

**SANFL MEN'S LEAGUE ROUND 13 - WINNER**



**COOPER HORSNELL**  
GLENELG

Playing chiefly on the wing, the smooth-moving 20-year-old racked up a career-high 26 disposals and eight marks to be one of the Tigers' best in their loss at the hands of the Crows. Originally from Henley FC, Horsnell posted an impressive disposal efficiency of 81 per cent.



**COLES MINI LEAGUER  
OF THE WEEK**

**Bailey James**



**Which SANFL match are you attending?**

South Adelaide v Glenelg

**Your local Football Club:**

Port Noarlunga

**What position do you play on the footy field?**

Midfield

**Favourite SANFL team?**

South and Port

**What do you want to be when you're older?**

Footy player or carpenter

**What is the best thing about playing footy?**

It's fun!

**What would you do with \$1 million?**

That's something I would need to think about

**What do you like to do when you're not playing footy?**

Eating and surf life saving

**If you could recruit any AFL player into your team, who would it be?**

Max King

**Best piece of advice given by your coach?**

Train how you play

**MILESTONE**



**CAMERON BALL**  
NORWOOD

**50 GAMES**

**ROUND 12  
TORRENS**



**UNIVERSITY CUP MVP -  
LUCA SLADE (STURT)**





















































The son of Central District premiership great Matthew Slade, Luca was a significant influence in the Double Blues' six-goal win against West Adelaide. Playing chiefly through the midfield, he tallied 23 disposals, nine marks, seven clearances and six tackles while also hitting the scoreboard with three goals.

**FURPHY**

**CRISP**  
**EASY DRINKING LAGER**



# SEASON STANDINGS

| 2022 HOSTPLUS SANFL MEN'S LEAGUE<br>(Positions at the end of RD 13)                       |    |    |    |   |      |      |       |     |  | 2022 STANLEY H. LEWIS TROPHY STANDINGS  |      |     |     |     |     |       |       |     |
|---|----|----|----|---|------|------|-------|-----|--|---|------|-----|-----|-----|-----|-------|-------|-----|
| Team  | P  | W  | L  | D | F    | A    | %     | Pts |  | Team  | M    | W   | R   | U18 | U16 | Total |       |     |
|  North     | 12 | 10 | 2  | 0 | 1109 | 733  | 60.21 | 20  |  |  North     | 1000 | 450 | 550 | 225 | 900 | 3125  |       |     |
|  Adelaide  | 12 | 9  | 3  | 0 | 1192 | 841  | 58.63 | 18  |  |  Glenelg   | 900  | 300 | 450 | 175 | 900 | 2725  |       |     |
|  Glenelg   | 12 | 9  | 3  | 0 | 978  | 837  | 53.88 | 18  |  |  Sturt     | 700  | 450 | 350 | 175 | 900 | 2575  |       |     |
|  Norwood   | 12 | 7  | 5  | 0 | 901  | 785  | 53.44 | 14  |  |  Norwood   | 700  | 200 | 350 | 50  | 600 | 1900  |       |     |
|  Sturt     | 12 | 7  | 5  | 0 | 871  | 806  | 51.94 | 14  |  |  Eagles    | 700  | 400 | 150 | 175 | 300 | 1725  |       |     |
|  Eagles    | 12 | 7  | 5  | 0 | 853  | 811  | 51.26 | 14  |  |  South     | 500  | 150 | 200 | 225 | 600 | 1675  |       |     |
|  South     | 12 | 5  | 7  | 0 | 785  | 867  | 47.52 | 10  |  |  Central   | 300  | 100 | 100 | 100 | 500 | 1100  |       |     |
|  Central   | 12 | 3  | 9  | 0 | 749  | 1022 | 42.29 | 6   |  |  Adelaide  | 900  | 0   | 0   | 0   | 0   | 900   |       |     |
|  Port      | 12 | 3  | 9  | 0 | 730  | 1043 | 41.17 | 6   |  |  West      | 0    | 350 | 250 | 75  | 100 | 775   |       |     |
|  West      | 12 | 0  | 12 | 0 | 739  | 1162 | 38.87 | 0   |  |  Port      | 300  | 0   | 0   | 0   | 0   | 300   |       |     |
| 2022 HOSTPLUS SANFL WOMEN'S LEAGUE<br>(Positions at the end of RD 12)                     |    |    |    |   |      |      |       |     |  | 2022 RESERVES<br>(Positions at the end of RD 13)  |      |     |     |     |     |       |       |     |
| Team  | P  | W  | L  | D | F    | A    | %     | Pts |  | Team  | P    | W   | L   | D   | F   | A     | %     | Pts |
|  North     | 12 | 9  | 3  | 0 | 552  | 310  | 64.04 | 18  |  |  Sturt     | 12   | 9   | 3   | 0   | 975 | 631   | 60.71 | 18  |
|  Sturt     | 12 | 9  | 3  | 0 | 483  | 285  | 62.89 | 18  |  |  North     | 12   | 9   | 3   | 0   | 918 | 758   | 54.77 | 18  |
|  Glenelg   | 12 | 9  | 3  | 0 | 518  | 361  | 58.93 | 18  |  |  Eagles    | 12   | 8   | 4   | 0   | 763 | 721   | 51.42 | 16  |
|  South     | 12 | 6  | 6  | 0 | 451  | 377  | 54.47 | 12  |  |  West      | 12   | 7   | 5   | 0   | 937 | 836   | 52.85 | 14  |
|  Norwood   | 12 | 6  | 6  | 0 | 380  | 472  | 44.6  | 12  |  |  Glenelg   | 12   | 6   | 6   | 0   | 743 | 706   | 51.28 | 12  |
|  Central   | 12 | 5  | 7  | 0 | 406  | 528  | 43.47 | 10  |  |  Norwood   | 12   | 4   | 8   | 0   | 751 | 784   | 48.93 | 8   |
|  Eagles    | 12 | 3  | 9  | 0 | 414  | 473  | 46.67 | 6   |  |  South     | 12   | 3   | 9   | 0   | 606 | 858   | 41.39 | 6   |
|  West     | 12 | 1  | 11 | 0 | 253  | 651  | 27.99 | 2   |  |  Central  | 12   | 2   | 10  | 0   | 640 | 1039  | 38.12 | 4   |
| 2022 U18 TORRENS UNIVERSITY CUP<br>(Positions at the end of RD 12)                        |    |    |    |   |      |      |       |     |  | 2022 U16 TORRENS UNIVERSITY CUP<br>(Positions at the end of RD 12)                          |      |     |     |     |     |       |       |     |
| Team  | P  | W  | L  | D | F    | A    | %     | Pts |  | Team  | P    | W   | L   | D   | F   | A     | %     | Pts |
|  North   | 12 | 11 | 1  | 0 | 1131 | 716  | 61.23 | 22  |  |  South   | 12   | 9   | 3   | 0   | 974 | 708   | 57.91 | 18  |
|  Glenelg | 12 | 9  | 3  | 0 | 1162 | 795  | 59.38 | 18  |  |  North   | 12   | 9   | 3   | 0   | 951 | 818   | 53.76 | 18  |
|  Sturt   | 12 | 7  | 5  | 0 | 1037 | 911  | 53.23 | 14  |  |  Sturt   | 12   | 7   | 5   | 0   | 937 | 670   | 58.31 | 14  |
|  Norwood | 12 | 7  | 5  | 0 | 918  | 811  | 53.09 | 14  |  |  Eagles  | 12   | 7   | 5   | 0   | 863 | 711   | 54.83 | 14  |
|  West    | 12 | 5  | 7  | 0 | 896  | 903  | 49.81 | 10  |  |  Glenelg | 12   | 7   | 5   | 0   | 923 | 761   | 54.81 | 14  |
|  South   | 12 | 4  | 8  | 0 | 888  | 959  | 48.08 | 8   |  |  Central | 12   | 4   | 8   | 0   | 743 | 739   | 50.13 | 8   |
|  Eagles  | 12 | 3  | 9  | 0 | 706  | 1032 | 40.62 | 6   |  |  West    | 12   | 3   | 9   | 0   | 603 | 1059  | 36.28 | 6   |
|  Central | 12 | 2  | 10 | 0 | 657  | 1268 | 34.13 | 4   |  |  Norwood | 12   | 2   | 10  | 0   | 540 | 1068  | 33.58 | 4   |

## LAST ROUND'S RESULTS

### HOSTPLUS SANFL LEAGUE ROUND 13

Glenelg v Adelaide (ACH Group Stadium)  
Adelaide 19.12 (126) d Glenelg 8.4 (52)  
Crowd: 2087

Central v South (X Convenience Oval)  
Central 10.6 (66) d South 10.5 (65)  
Crowd: 1113

North v Port (Prospect Oval)  
North 20.16 (136) d Port 1.4 (10)  
Crowd: 2017

Sturt v West (Wigan Oval)  
Sturt 11.9 (75) d West 4.11 (35)  
Crowd: 1824

Eagles v Norwood (Maughan Thiem Kia Oval)  
Norwood 13.12 (90) d Eagles 10.6 (66)  
Crowd: 1811

### RESERVES ROUND 13

North 11.17 (83) d Glenelg 6.8 (44)  
South 13.9 (87) d Central 6.7 (43)  
Sturt 17.5 (107) d West 10.12 (72)  
Eagles 9.14 (68) d Norwood 4.13 (37)

### U18 TORRENS UNIVERSITY CUP ROUND 12

Norwood 21.13 (139) d Eagles 6.5 (41)  
North 16.6 (102) d Glenelg 10.5 (65)  
South 18.8 (116) d Central 9.3 (57)  
Sturt 12.11 (83) d West 6.11 (47)

# The Road Ahead

|   |   |  |  |
|---|---|--|--|
| <b>ROUND 1</b><br>Adelaide 18.15 (123) d Port 8.13 (61)<br>South 13.7 (85) d Central 12.8 (80)<br>Glenelg 11.10 (76) d Norwood 8.13 (61)<br>North 13.10 (88) d Eagles 9.12 (66)<br>Sturt 12.15 (87) d West 6.8 (44)           | <b>ROUND 6 Breakthrough Round</b><br>Adelaide 19.11 (125) d West 11.5 (71)<br>South 8.9 (57) d Norwood 7.9 (51)<br>Eagles 11.7 (73) d Port 7.5 (47)<br>North 15.7 (97) d Glenelg 14.11 (95)<br>Sturt 20.15 (135) d Central 5.7 (37) | <b>ROUND 11</b><br>Central 11.12 (78) d Eagles 5.13 (43)<br>Adelaide 15.12 (102) d West 9.12 (66)<br>Norwood 15.4 (94) d Port 11.10 (76)   | <b>ROUND 16</b><br><b>Saturday 23 July</b><br>Norwood v Adelaide CS<br>Sturt v South WO<br>West v Glenelg HS<br>Port v Central MTKO<br><b>Sunday 24 July</b><br>North v Eagles PO  |
| <b>ROUND 2</b><br>Eagles 12.11 (83) d Norwood 11.15 (81)<br>Central 13.15 (93) d West 11.7 (73)<br>Adelaide 17.14 (116) d North 11.12 (78)<br>South 17.9 (111) d Port 14.17 (101)<br>Glenelg 12.11 (83) d Sturt 11.9 (75)     | <b>ROUND 7</b><br>Adelaide 15.16 (106) d Eagles 11.7 (73)<br>Norwood 10.14 (74) d Central 8.5 (53)<br>Glenelg 12.19 (91) d South 8.9 (57)<br>North 17.8 (110) d Sturt 10.4 (64)<br>Port 15.15 (105) d West 12.9 (81)                | <b>ROUND 12</b><br>Adelaide 15.17 (107) d South 7.6 (48)<br>Eagles 15.6 (96) d West 11.10 (76)<br>North 18.9 (117) d Central 12.7 (79)<br>Glenelg 11.10 (76) d Port 4.13 (37)<br>Norwood 11.10 (76) d Sturt 7.8 (50)                 | <b>ROUND 17</b><br><b>Saturday 6 August</b><br>Central v Norwood XCO<br>Glenelg v North ACHGS<br>West v South HS<br>Sturt v Port WO<br><b>Sunday 7 August</b><br>Eagles v Adelaide MTKO                                      |
| <b>ROUND 3</b><br>Sturt 13.7 (85) d South 9.13 (67)<br>North 16.14 (110) d Central 10.7 (67)<br>Eagles 8.15 (63) d West 7.8 (50)<br>Glenelg 15.12 (102) d Adelaide 13.9 (87)<br>Norwood 11.9 (75) d Port 8.11 (59)            | <b>ROUND 8</b><br>Norwood 10.7 (67) d Adelaide 9.8 (62)<br>North 12.16 (88) d Port 5.11 (41)<br>Glenelg 8.9 (57) d Central 3.7 (25)<br>South 13.11 (89) d West 8.11 (59)<br>Eagles 14.11 (95) d Sturt 6.10 (46)                     | <b>ROUND 13 Indigenous Round</b><br>Adelaide 19.12 (126) d Glenelg 8.4 (52)<br>Central 10.6 (66) d South 10.5 (65)<br>North 20.16 (136) d Port 1.4 (10)<br>Sturt 11.9 (75) d West 4.11 (35)<br>Norwood 13.12 (90) d Eagles 10.6 (66) | <b>ROUND 18</b><br><b>Friday 12 August</b><br>Norwood v Glenelg CS<br><b>Saturday 13 August</b><br>North v West PO<br>Eagles v Sturt MTKO<br>South v Port FUS<br>Central v Adelaide AO                                       |
| <b>ROUND 4 ANZAC Round</b><br>North 8.11 (59) d South 6.12 (48)<br>Adelaide 14.17 (101) d Central 11.10 (76)<br>Sturt 9.9 (63) d Port 7.8 (50)<br>Norwood 19.13 (127) d West 9.5 (59)<br>Glenelg 13.6 (84) d Eagles 12.7 (79) | <b>ROUND 9</b><br>Glenelg 15.5 (95) d West 13.12 (90)<br>North 9.9 (63) d Norwood 7.10 (52)<br>Sturt 11.10 (76) d Adelaide 8.7 (55)<br>Eagles 4.4 (28) d South 3.9 (27)   | <b>ROUND 14</b><br><b>Saturday 9 July</b><br>West v Central HS<br>Norwood v North CS<br>South v Glenelg FUS<br>Eagles v Port MTKO<br><b>Sunday 10 July</b><br>Sturt v Adelaide WO  | <b>ROUND 19</b><br><b>Saturday 20 August</b><br>Glenelg v Central ACHGS<br>Port v Adelaide AO<br>Sturt v North WO<br>South v Eagles FUS<br>West v Norwood HS   |
| <b>ROUND 5</b><br>Eagles 13.10 (88) d Central 5.8 (38)<br>North 15.15 (105) d West 5.5 (35)<br>Adelaide 12.10 (82) d South 11.5 (71)<br>Port 10.9 (69) d Glenelg 9.12 (66)<br>Sturt 12.9 (81) d Norwood 7.11 (53)             | <b>ROUND 10</b><br>Port 11.8 (74) d Central 8.9 (57)<br>Glenelg 15.11 (101) d Sturt 4.10 (34)<br>South 8.12 (60) d North 8.10 (58)  | <b>ROUND 15</b><br><b>Friday 15 July</b><br>Port v West HS<br><b>Saturday 16 July</b><br>Glenelg v Eagles ACHGS<br>Central v Sturt XCO<br>North v Adelaide BO<br><b>Sunday 17 July</b><br>South v Norwood FUS                        | <b>FINALS</b><br><b>Sunday 28 August</b><br>Elim. & Qual. Final AO<br><b>Sunday 4 September</b><br>Semi Final 1 & 2 AO<br><b>Sunday 11 September</b><br>Preliminary Final AO<br><b>Sunday 18 September</b><br>Grand Final AO |

Legend

Key: Bold = home team

AO - Adelaide Oval, A - Alberton Oval, ACHGS - ACH Group Stadium, Glenelg, BO - Bennett Oval, Whyalla, CO - Centenary Oval, Port Lincoln, CS - Coopers Stadium, Norwood, FUS - Flinders University Stadium, Noarlunga, HS - Hisense Stadium, Richmond, L - Loxton, MTKO - Maughan Thiem Kia Oval, Woodville, PO - Prospect Oval, VH - Victor Harbor, XCO - X Convenience Oval, Elizabeth, WO - Wigan Oval, Unley

For match times, visit [sanfl.com.au](http://sanfl.com.au) or download the free SANFL App (iTunes app store or the Google Play store).

## PUBLISHER

Boylen +

P (08) 8233 9433  
W [boylen.com.au](http://boylen.com.au)

## BACK COPIES | FOOTBALL & CORPORATE OPERATIONS

P (08) 8424 2200  
[admin@sanfl.com.au](mailto:admin@sanfl.com.au)

## EDITOR & MEDIA CO-ORDINATOR

Editor

Peter Cornwall

## Media Co-ordinator

Zac Milbank  
[zac.milbank@sanfl.com.au](mailto:zac.milbank@sanfl.com.au)

## DESIGN

Henry Rivera  
Madelaine Raschella Elliott

## PHOTOGRAPHY

Cory Sutton & David Mariuz

## COVER




RIP Neil Kerley,  
SA football great,  
1934-2022.

# FURPHY

## CRISP

**NEW**



**EASY DRINKING LAGER**