

SOUTH AUSTRALIAN FOOTBALL

OFFICIAL GUIDE

BUDGET

200 X2

ROUND 19 2022 – VOL 97 – NO 18 – \$4.00



Boylen +



James Squire

CRACKIN' ALCOHOLIC GINGER BEER



MISSED OPPORTUNITY

BY STEVE BARRETT

If South Adelaide is searching for anybody to blame for its descent down the ladder this season, it only has to gaze into the mirror. That's the view of star defender Joey Haines.

After qualifying for back-to-back preliminary finals in 2020-21 – the club last achieved that feat in 1964-65 under Neil Kerley – the Panthers, surprisingly, dropped the ball this year. Their demise largely came through their inability to close out positions of strength, notably in recent losses to West Adelaide (by five points after leading by 26), Norwood (by three after leading by 11) and Central District (by one after leading by 20).

"The whole group is disappointed and it's all our own fault," Haines lamented. "The games we've lost have all been off our own boot. It's been such a disappointing fall-off."

The team's downturn in fortunes hasn't been echoed by Haines, who has enjoyed another banner individual campaign. Regarded by many as SANFL's most damaging backman, the 29-year-old again ranks high in the competition's leaderboard for kicks, marks and rebound-50s. Whether South is flying or floundering, Haines seldom fails to catch the eye, rebounding out of defence with his booming right foot or soaring for an athletic intercept mark.

"Playing that role (attacking half-back) is something that comes naturally," said Haines, a third-generation Panther following his dad Peter (151 games from 1968-78) and grandfather Colin (121 games from 1938-47). "It's something I've grown to love. I've been very lucky South has given me that licence."

It wasn't always the way. Growing up in West Adelaide-zoned Waikerie but ignited by the Bloods, Haines moved to Adelaide to study and his father reached out to South for league opportunities. After playing four matches in 2013 under Ron Fuller, Haines spent the next three frustrating seasons out of favour with 2014-16 coach Brad Gotch, playing just six league games and a heap more in the reserves. He was ready to quit.

"I didn't get much of a look-in under Brad," said Haines, who works as a schoolteacher at Westport Primary in Semaphore Park. "I was going to move on if Gotch stuck around another year."

Gotch left the Panthers to take on a development role



with Collingwood and was replaced by Garry Hocking. It proved the turning point of Haines' career.

"I laid out my intentions to 'Buddha' at the start that I didn't want to be playing twos footy any more," Haines recalled. "I'd been stuck on the wing and at half-forward a lot in the reserves. He eventually played me at half-back and it's gone on from there. I've definitely got 'Buddha' to thank."

The dual State representative has taken his footy to even higher levels under current coach Jarrad Wright, who Haines says is "as passionate as anyone I've ever seen". He is also two injury-free years away from becoming his family's most capped Panther.

"Hopefully I can continue to keep the body under control and churn out a few more games," said Haines, who starred again on Sunday as South turned things around with a gritty, come-from-behind win over Port Adelaide. "We didn't quite get the result this year but it definitely won't be a write-off. It's about growing and getting more connected as a group. No doubt we'll be back bigger and stronger next year."



DRIVING FOOTY IN SA



MATCH PREVIEWS

BY PETER CORNWALL

THE TUSSELE FOR TOP


No need for calculators here. North Adelaide is a game clear at the top of the ladder but second-placed Adelaide has a better percentage. For the Roosters, it couldn't be more crystal clear. Win at Unley and their first minor premiership since 1989 is secure. The fact Sturt will be desperate to win to ensure its spot in the finals makes that a decent test. If the Crows beat Port Adelaide in their SANFL Showdown and North loses, that's when Adelaide's better percentage comes into play and it will finish the minor round on top of the heap.

THE FIGHT FOR FIFTH

It could take calculators to decide this. But, the truth of the matter is, it will be tough for the Eagles to give themselves a shot at a historic premiership hat-trick – even after their win last week against fifth-placed Sturt. The Blues put the heat on themselves by kicking 4.12 to lose by just seven points but, after being in the top five for all but two rounds this year, the odds are in their favour to stay there. For the Eagles to sneak in, they have to beat South at Noarlunga, rely on Sturt losing to North at Unley and make up more than 103 points on the Blues. For example, if the Eagles beat the Panthers by a 93-40 margin and Sturt loses to the Roosters 40-93, the Eags would be on 10 wins and 50.98 per cent and the Blues would also have 10 wins but a percentage of 50.94. Those results seem unlikely, considering how much Sturt has to play for and the fact South is far from an easy beat, will want to finish the season on a high note – it could move above the Eags with a win – and is hard to score against. But have the calculators ready just in case.

WEST V NORWOOD

The Budget last week featured just how many close encounters there have been this season. And



The conditions weren't suited to it but exciting Glenelg forward Lachie Hosie grabbed this spectacular mark as the Tigers pushed Norwood all the way at The Parade. Photo: Peter Argent.

they continued to be the norm last week, with four of the five games decided by less than 10 points. Norwood continued to execute under pressure when it counted most, in tough conditions at The Parade, against a desperate Glenelg, winning a tight contest by seven points through Jacob Kennerley's late goal. The Legs have won their past four games by three, 12, one and seven points, so their narrow escapes can't be flukes. Now up to eight wins in a row, Norwood is proving a master in the tough going – and having a ruckman like Harry Boyd, who is a clearance-winning king, doesn't hurt. The Bloods, on the other hand, painfully fell six points short against North. Westies are giving their fans huge hope for the future and, in Logan Hill's 200th game, they will be up for it. It's likely to be tight again.

SOUTH V EAGLES

Speaking of close encounters, the Panthers would have been mightily pleased to have ended up on the right side of the ledger last week in a last-gasp nine-point win against Port. That might sound like a big margin for a South game but it was

only that much because Ryan Garthwaite barreled a stunning, long screw punt goal on the siren. He was the hero of the day as, shifted forward after playing a strong three quarters in defence, he kicked three last-quarter goals as the Panthers booted the last four for the game, turning a 17-point final-quarter deficit into a remarkable win. All this adds up to the Eagles facing a tough ask to come up with a big, percentage-boosting win at Noarlunga. But the reigning premiers showed their renowned fighting spirit to secure the two premiership points against Sturt, Dylan Clarke continuing his impressive campaign. The former Essendon midfielder is averaging 24 touches and eight tackles a game and with 13 tackles against the Blues, he set the standard.

GLENELG V CENTRAL

There was plenty to like about the Tigers' effort against Norwood in trying conditions at The Parade. They suffered their fourth loss in the past six games and second in a row but they took it right up to the form team of the comp for the full game before falling seven points short.



North Adelaide is gunning to be No. 1 and its No. 1 Harrison Wigg again was outstanding as the Roosters celebrated a hard-fought win against West. Photo: David Mariuz.

They were within a point for eight minutes of full-on final-quarter pressure before the Legs' Kennerley goaled just into time-on. They had more disposals than Norwood (290-262) and also laid a staggering 120 tackles – just one less than the Redlegs, who are league leaders – to show just how hard at it they were. And they were only edged out 45-48 in clearances, despite Boyd's remarkable 56 hit-outs. While the Tigers aren't far off the pace, their double-chance hopes all but evaporated with their defeat. They face an uphill task like the Eagles, needing to beat Central, rely on West beating Norwood while picking up something like 104 points to top the Legs' percentage. And the Bulldogs won't be wanting to play along with that, either. They will have been disappointed with their 55-point loss to Adelaide, even though they were weakened by the injuries of Jarrod Schiller and Harry Grant and they faced a strong Crows line-up. For most of the year the Doggies have been better than that – and they will be looking to finish on a bright note.

STURT V NORTH

When these sides clashed at

Prospect in Round 7, the Roosters were at their best in an impressive 46-point win. While that may give Eagles fans some hope as their side scraps for fifth spot, it seems unlikely they will have it all their own way at Unley. Sturt will be gunning for a win, determined to keep calculators out of any finals calculations. But the Roosters have been the top-ranked side after 10 of the past 11 rounds and they will want to be there at the end of the minor round. Coach Jacob Surjan has a side that regularly looks good in winning by decent margins but its ability to win 'ugly' is a good quality to have in pressure games and that's what the Roosters did in a six-point win against West, Keanu Miller pulling off a game-saving tackle in the dying moments any coach would love. When the pressure was on against the Eagles, Sturt was right in the thick of it, too, but inaccurate finishing is something the Blues won't want to be costly in this critical clash.

PORT V ADELAIDE

With the Crows about to qualify for the finals for the third time in eight SANFL seasons, there's nothing Port

would more like to do than put a spanner in the works. If Port can snare its fifth win for the season it would give it a chance to finish the year one spot higher, in eighth place – and it would mean the Crows would have no chance of winning their first minor premiership. The rivalry between these sides points to this game having plenty of heat to it. And the Magpies will have been disappointed to have let a chance slip as South kicked the last four goals to get over them by nine points last week. Sam Mayes again led the way with 36 touches and he is now in the top 10 for handballs in the SANFL despite playing just 10 games. He averages 17 per game. And Nick Moore looks set to end the minor round as the biggest tackler in the league – on 136 he's leading Rooster Campbell Combe by five. But the Crows looked imposing as they battered Central by 55 points last week and their 95 points per game is well ahead of any other side (Glenelg is third-highest scorer, averaging 21 points less). Lachlan Gollant and Tariq Newchurch bagged eight goals between them against the Dogs, who only managed eight as a team.

THE GREATEST OF ALL

YOUR TEAM'S TOP 10

Footy fans love to argue about who's the best. It's great to remember the greats, how they impacted big games, how they brought the fans to their feet with their high-flying marking and stunning goalkicking feats.

Names like Robran, Blight, Fitzgerald, Carey, McIntosh and Platten are regularly thrown up by SANFL followers who enjoyed the halcyon years of the competition between the 1950s and '80s. Who could argue those names don't deserve to be ranked No. 1 at their clubs?

Long-time footy writer for The Advertiser Andrew Capel decided to tackle the tough task of coming up with a top 10 for each of the standalone SANFL clubs –

and list them in order. He called for assistance from Australian Football Hall of Fame member John Halbert, SA's media doyen Ken 'KG' Cunningham and Football Budget editor Peter Cornwall.

"Picking each club's top 10 was an incredibly challenging exercise," said KG. "It just reiterated how strong the competition has been over so many years. We had to leave out so many talented and wonderful players but I loved the concept because it brought back so many fond memories."

It will bring back memories for readers of the Budget. And bring on plenty of debate.

CENTRAL

1. John Platten
2. Chris Gowans and James Gowans
4. Peter Jonas
5. Gary Window
6. Sonny Morey
7. Paul Thomas
8. Gilbert McAdam
9. Dean Mobbs
10. Peter Vivian



EAGLES

1. Malcolm Blight
2. Lindsay Head
3. Bob Hank
4. Ray Huppertz
5. Ralph Sewer
6. Fred Bills
7. Bob Simunsen
8. Bruce Lindsay
9. Kevin McSporran
10. Andrew Rogers




GLENELG

1. Peter Carey
2. Stephen Kernahan
3. Len Sallis
4. Neil Davies
5. Graham Cornes
6. Peter Marker
7. Jack Owens
8. George 'Blue' Johnston
9. Chris McDermott
10. Colin Churchett



NORTH

1. Barrie Robran
2. Ken Farmer
3. Tom Leahy
4. Ian McKay
5. Tom MacKenzie
6. Ron Phillips
7. Don Lindner
8. Andrew Jarman
9. Michael Redden
10. Bob Hammond





MAGIC HIGHLIGHT

Barrie Robran and Malcolm Blight have achieved so much in football it won't be a surprise to see their names at the top of any list of greatest players.

Despite having so many memorable moments to choose from, both nominated playing their first league game as most special.

"North Adelaide was and always will be my club of choice and my greatest thrill in football was to wear the red and white guernsey for the very first time," Robran said.

The triple Magarey Medallist, when told he had been selected as the greatest Rooster of all, said: "What a

wonderful honour ... thank you. To be named ahead of Mr Ken Farmer, Ian McKay, Donald Lindner and the Jarman brothers in such a list, I feel very flattered."

Blight described being named the greatest player in the history of Woodville, West Torrens and the new Eagles as "a terrific honour".

"I must say I'm a bit surprised given the great West Torrens players that played well before Woodville came into the competition," Blight said. "Having said that, the biggest thrill of my life was playing my first ever game for Woodville, against Glenelg at Glenelg."

NORWOOD

1. Garry McIntosh
2. Walter Scott
3. Michael Aish
4. Michael Taylor
5. Jack Oatey
6. John Marriott
7. Alick Lill
8. Bruce Schultz
9. Bill Wedding
10. Roger Woodcock




SOUTH

1. Dan Moriarty
2. Jimmy Deane
3. Peter Darley
4. Mark Naley
5. Jack Cockburn
6. Jack Tredrea
7. Stuart Palmer
8. Joel Cross
9. David Kappler
10. Laurie Cahill




STURT

1. Len Fitzgerald
2. Paul Bagshaw
3. Rick Davies
4. John Halbert
5. Frank Golding
6. Rick Schoff
7. Brenton Adcock
8. Bob Shearman
9. Michael Graham
10. Vic Richardson



WEST

1. Bruce McGregor
2. Henry Richard Head
3. Neil Kerley
4. Ken Eustice
5. Bernie Smith
6. Brian Faehse
7. Robert Day
8. Grantley Fielke
9. Jeff Bray
10. Roger Luders





James Squire

CRACKIN' ALCOHOLIC GINGER BEER





1:10PM SATURDAY 20 AUGUST - HISENSE STADIUM #westlegs

Broadcast: Live and on-demand on SANFL Now, sign up at www.sanflnow.com.au or get the SANFL Now app



WEST



ADELAIDE GALVANISING INDUSTRIES

COACH: Brad Gotch

COLOURS: Red and Black

No	PLAYER	AGE	HT	WT	GP	GK	G	B
3	RUBOCK Blair	22	180	75	1	1		
4	REDFERN Luke	23	175	79	4	0		
5	HARTLETT Hamish	32	185	83	35	19		
7	BOYLE Jordon	25	178	77	69	12		
8	MAGUIRE Mitch	24	176	78	26	9		
10	STEVENS Reed	22	183	83	3	0		
11	RUNDLE Tom	21	193	85	6	0		
12	CLEELAND Jade	27	197	98	36	9		
15	HILL Logan	34	177	80	199	26		
16	KEOUGH Tom (C)	30	193	91	158	106		
17	MELINE Lucas	25	191	83	20	4		
18	BEECH Jono	31	187	87	211	266		
21	EDWARDS Jackson	22	184	80	47	12		
24	MAY Sam	22	182	81	22	6		
25	FAIRLIE Patrick	23	187	84	50	5		
27	GORE Josh	21	178	78	29	42		
28	PARK Callum	21	190	76	38	6		
29	ELLEM Hamish	21	195	96	41	29		
37	STEVENS Joel	22	189	83	27	9		
43	MATTINGLY Michael	26	184	76	8	1		
45	STEELE Nick	24	186	89	8	4		
49	SQUIRE Lachlan	21	183	84	33	6		
53	MORRISH Tom	23	179	81	27	12		
54	STEENE Oscar	18	199	85	3	0		
57	PATTERSON Cooper	22	195	92	0	0		



NORWOOD

Apelle & Coopers

COACH: Jade Rawlings

COLOURS: Red and Blue

No	PLAYER	AGE	HT	WT	GP	GK	G	B
1	TAHENY Cameron	21	185	83	13	26		
2	NELLIGAN Henry	20	171	73	36	18		
5	SEYMOUR Pierce	27	190	91	45	0		
6	DONNELLY Tom	23	190	94	16	3		
7	RANTALL Jay	21	185	83	16	6		
8	MORRIS Sam	20	182	81	20	4		
9	ROKAHR Nik	27	179	83	51	15		
10	HAMILTON Declan	26	184	77	84	39		
11	KENNERLEY Jacob (C)	22	185	84	36	12		
12	JARVIS Ben	22	190	86	16	24		
13	BALL Cameron	23	194	92	54	2		
15	CARROLL Brodie	22	187	83	15	1		
20	LARKINS Jai	23	186	82	2	0		
21	TRANFA Xavier	20	179	85	27	24		
25	McLEAN Connor	26	194	96	47	52		
26	SPENCE Jed	22	178	78	19	8		
29	RICHARDS Josh	24	179	75	48	13		
30	HODGE Oscar	20	182	84	0	0		
31	BOYD Harry	24	198	108	36	14		
33	SURMAN Luke	24	195	85	37	34		
35	HEARD Jack	22	190	88	32	0		
37	SAYWELL Issac	22	188	83	27	0		
42	LOWE Baynen	19	177	75	13	18		
44	KELLY Jackson	26	179	73	29	7		
48	CARROLL Mitch	21	184	80	3	1		
50	LOWDEN Nick	22	191	97	8	1		
52	MICHALANNEY Max	18	193	73	1	0		

All figures on team sheets are official SANFL records for League games and goals.

LEAGUE	1st	2nd	3rd	4th	Points
WEST					
NORWOOD					

LEAGUE UMPIRES

FIELD: Joshua Hardy, Rowan Hundertmark, Aaron Bennett

BOUNDARY:

Tobin Dolman, Scott Hargreaves, Benjamin B Williams

GOAL:

Bradley Hammer, Braden Ford

RD 4 2022 @ CENTENARY OVAL
Norwood 19.13 (127) d West 9.5 (59)

RD 17 2021 @ COOPERS STADIUM
Norwood 9.15 (69) d West 6.4 (40)

RD 4 2021 @ HISENSE STADIUM
West 9.8 (62) d Norwood 6.8 (44)



SANFL NOW

 Watch all SANFL Leagues Live and On Demand*

Get one FREE month on us**

PROMO CODE: FREEKICK1MONTH

*Excluding matches shown live on Ch 7 Adelaide
** Redeemable on the SANFL Now website, not redeemable in-app. T&Cs Apply. See website for details.



Scan or visit sanflnow.com.au



COACH: Jarrad Wright COLOURS: Navy and White

Table with columns: No, PLAYER, AGE, HT, WT, GP, GK, G, B. Lists 34 players including Brooksby Keegan, Haines Joseph, Broadbent Matthew, etc.



COACH: Jade Sheedy COLOURS: Gold, Green and Blue

Table with columns: No, PLAYER, AGE, HT, WT, GP, GK, G, B. Lists 34 players including Toumpas Jimmy, Comitogianni Jake, Clarke Dylan, etc.

All figures on team sheets are official SANFL records for League games and goals.

Table with columns: LEAGUE, 1st, 2nd, 3rd, 4th, Points. Rows for SOUTH and EAGLES.

LEAGUE UMPIRES: Ben Williams, David Sobieraj, Thomas Bryce. FIELD: Bradley Applebee, Patrick Cannard, Steven Evanson. BOUNDARY: Matthew Williams, Thomas Fahey. GOAL:

RD 9 2022 @ MAUGHAN THIEM KIA Eagles 4.4 (28) d South 3.9 (27) | RD 13 2021 @ FLINDERS UNI STA Eagles 13.3 (81) d South 6.9 (45) | RD 6 2021 @ MAUGHAN THIEM KIA South 15.9 (99) d Eagles 13.13 (91)

CRACKIN' ALCOHOLIC GINGER BEER



Get the facts Drink Wise. org.au



2:10PM SATURDAY 20 AUGUST - ACH GROUP STADIUM #baysdogs

Broadcast: Live and on-demand on SANFL Now, sign up at www.sanflnow.com.au or get the SANFL Now app



GLENELG



FLINDERS PRIVATE HOSPITAL

COACH: Brett Hand

COLOURS: Black and Gold

No	PLAYER	AGE	HT	WT	GP	GK	G	B
1	McBEAN Liam	28	202	98	90	218		
2	SCHARENBERG Jonty	23	187	84	79	15		
3	SNOOK Matthew	30	183	83	164	42		
4	GERLOFF Cole	23	186	86	67	46		
5	PROUD Max (C)	30	190	92	149	15		
6	STAGG Hugh	19	180	84	16	14		
7	REYNOLDS Luke	27	188	88	111	124		
8	LYONS Corey	24	184	84	15	5		
9	BAILEY Darcy	28	177	81	107	83		
10	PARTINGTON Luke	25	181	79	74	43		
11	BRADLEY Andrew	30	180	86	198	38		
13	SEARLE Brady	20	187	88	15	9		
16	MARTINI Alex	23	181	78	52	4		
17	KULLER Reid	20	182	83	36	11		
18	STRETCH Billy	25	181	79	44	8		
20	HOSIE Lachlan	25	189	80	51	111		
22	ALLEN Matthew	24	193	91	53	36		
23	HOLDER Riley	19	191	91	15	4		
24	HORSNELL Cooper	20	175	72	14	4		
25	RAYSON Lewis	19	184	69	4	0		
32	PINK Toby	24	194	94	37	9		
37	YATES Jack	24	186	87	29	14		
40	PARISH Jarrad	19	191	91	3	0		
44	HANNATH Jack	31	200	100	105	25		
47	COLE Angus	20	197	95	5	0		



CENTRAL



COACH: Paul Thomas

COLOURS: Red, White and Blue

No	PLAYER	AGE	HT	WT	GP	GK	G	B
1	McCORMACK Billy	21	199	92	14	5		
5	CARPENTER Jack	21	195	96	5	0		
6	FORT Fraser	26	197	90	111	52		
7	PRESBURY Kyle	25	182	82	118	72		
8	REEVES Bailey	20	184	79	11	2		
9	BUECHNER Zac	24	191	93	17	2		
10	GRANT Harry	21	173	79	24	6		
11	KENDALL George	21	194	93	12	5		
15	ILES Billy	27	178	77	18	3		
16	DEAKIN Adam	18	191	87	7	1		
17	OLLSON Chris	24	176	73	58	33		
20	HOSKIN Justin (C)	30	185	82	180	185		
24	LLEWELLYN Ryan	26	189	88	59	0		
25	HABEL Luke	34	177	75	188	105		
26	SHAW Oliver	21	189	84	27	7		
27	COWHAM Lewis	19	179	72	8	3		
28	SCHILLER Travis	28	172	82	155	54		
29	LANGE Nicholas	24	186	79	25	34		
30	DUDLEY Isaiah	19	168	70	6	2		
31	WHITELUM Luca	19	187	77	15	8		
32	GRACE Aiden	24	189	87	35	57		
34	EAST Ethan	22	187	80	40	36		
36	MONTGOMERIE Rhett	22	190	83	33	1		
41	DAHMS Cooper	23	181	82	29	5		
55	WEAVER Dylan	27	181	79	56	4		

All figures on team sheets are official SANFL records for League games and goals.

LEAGUE	1st	2nd	3rd	4th	Points
GLENELG					
CENTRAL					

LEAGUE UMPIRES

FIELD: Corey Bowen, Mitchell Harris, Sam Morgan

BOUNDARY: Brayden Theil, Dylan Whan, Jaxon Williams

GOAL: Thomas Sharpe, Emilie Hill

RD 8 2022 @ X CONVENIENCE OVAL
Glenelg 8.9 (57) d Central 3.7 (25)

RD 17 2021 @ ACH GROUP STADIUM
Glenelg 18.13 (121) d Central 10.7 (67)

RD 3 2021 @ X CONVENIENCE OVAL
Glenelg 10.16 (76) d Central 5.12 (42)

FOR MORE MARKETS & TOP ODDS

THERE'S ONLY ONE PLACE TO BET



TopSport

OFFICIAL WAGERING PARTNER



TOPSPORT

Stay in control. Leave before you lose it. Gamble Responsibly. 18+ T&C's apply. Call Gambling Help on 1800 858 858



COACH: Martin Mattner **COLOURS:** Double Blue

No	PLAYER	AGE	HT	WT	GP	GK	G	B
1	WUNDKE Samuel	27	192	93	70	2		
2	LEWIS Tom	22	178	75	36	8		
3	CAREY Henry	25	180	78	69	14		
5	HONE Joshua	26	175	75	143	160		
6	DAVIS Abaina	26	192	99	97	112		
7	MATHEWS James	26	174	70	28	16		
9	LIDDY Mani	20	183	80	9	0		
10	LOCHOWIAK Mihail	22	186	86	11	2		
11	SHUTE Joshua	21	180	69	29	12		
12	CARRUTHERS Malachy	20	184	75	15	5		
14	RENTSCH Josh	18	197	100	9	9		
15	EDMONDS Luke	24	193	82	65	0		
16	DAKIN Jared	21	181	80	18	3		
18	FAHEY-SPARKS Daniel	24	196	92	58	28		
22	COOMBLAS William	24	193	85	40	0		
23	BATTERSBY James (C)	26	178	77	171	44		
25	PAGE Guy	28	177	74	169	13		
30	GRIVELL Oliver	21	190	76	29	21		
31	BURROWS Lachlan	21	196	95	19	11		
32	ILLMAN Rory	23	180	82	48	1		
34	VOSS Casey	21	181	74	50	8		
39	SLIMMING Steven	24	183	73	111	39		
43	EMMETT Tom	20	186	87	12	14		
44	RICHARDS James	22	184	68	14	19		
46	BREUER Sam	19	185	84	6	1		



NORTH



COACH: Jacob Surjan **COLOURS:** Red and White

No	PLAYER	AGE	HT	WT	GP	GK	G	B
1	WIGG Harrison	25	180	81	100	23		
2	MOORE Andrew	31	189	88	79	56		
3	RAMSEY Keenan	26	194	92	134	152		
5	CRAIG Cameron	27	188	87	148	3		
7	MINERVINI Lee	24	180	80	61	37		
9	PATMORE Jake	23	183	78	34	16		
10	SPINA Alexander (C)	27	181	79	149	39		
11	GRUBB Lachlan	19	178	76	21	17		
12	HILDER Dyson	21	196	98	43	44		
13	YOUNG Aaron	29	189	86	85	82		
15	Van HUISSTEDE Reed	21	195	95	13	0		
16	SZEKELY Frank	23	177	70	45	28		
17	HARVEY Mitchell	27	198	100	157	165		
18	COMBE Campbell	26	178	84	82	19		
19	O'LOUGHLIN Blayne	19	173	72	0	0		
23	LOCKYER Jnr Nigel	25	186	82	17	26		
25	WILSDON Lachie	24	191	88	25	15		
27	MAGOR Harrison	21	184	83	22	1		
29	MILLER Keanu	26	174	68	42	7		
30	COMBE William	25	180	79	52	50		
31	WILLIAMS Harry	24	183	80	0	0		
37	FINLAY Karl	21	193	93	36	2		
39	McINERNEY Samuel	26	183	82	59	48		
50	ELBROW Harrison	23	176	78	14	4		
52	BRAZEL Tyson	24	192	91	3	7		

All figures on team sheets are official SANFL records for League games and goals.

LEAGUE	1st	2nd	3rd	4th	Points
STURT					
NORTH					

LEAGUE UMPIRES

FIELD:
Giles Lewis
Mitchell Scott
Thomas Burke

BOUNDARY:
Martin Elsegood
Taylor Dorsey
Isaac Fishlock
Dylan Speck

GOAL:
Steven Murphy
Matthew Cummins

RD 7 2022 @ PROSPECT OVAL
North 17.8 (110) d Sturt 10.4 (64)

RD 19 2021 @ WIGAN OVAL
Sturt 16.14 (110) d North 6.4 (40)

RD 8 2021 @ PROSPECT OVAL
North 7.10 (52) d Sturt 7.7 (49)

CRACKIN' ALCOHOLIC GINGER BEER



Get the facts
Drink
Wise.
org.au



3:20PM SATURDAY 20 AUGUST - ADELAIDE OVAL #portafc

Broadcast: Live and on-demand on SANFL Now, sign up at www.sanflnow.com.au or get the SANFL Now app



PORT



COACH: Matt Lokan

COLOURS: Black and White

No	PLAYER	AGE	HT	WT	GP	GK	G	B
1	SUTCLIFFE Cameron (C)	30	187	78	49	33		
12	McKENZIE Trent*	30	191	83	40	7		
23	WILLIAMS Dylan*	21	185	79	34	50		
25	HAYES Samuel*	23	203	93	45	19		
27	TEAKLE Brynn*	18	203	93	3	4		
30	LORD Oliver*	20	197	80	30	20		
31	SKINNER Sam*	25	198	100	34	16		
32	MAYES Sam*	28	187	79	60	30		
37	SCHOFIELD Taj*	19	177	74	25	10		
38	VISENTINI Dante*	19	202	93	15	8		
39	JACKSON Hugh*	19	182	72	13	4		
40	MOORE Nicholas	23	184	80	32	21		
43	DUMONT Trent*	27	186	85	16	7		
44	MEAD Jackson*	20	180	73	19	4		
45	FREDERICK Martin*	22	178	80	43	6		
46	MOORE Ethan	22	180	77	33	10		
47	ROBERTS Kye	19	187	72	4	0		
49	BARKLA Nathan	18	183	73	2	0		
50	KIRK Brayden	24	182	73	22	2		
51	NIELD Mac	21	179	75	5	2		
52	WILSON Anthony	30	178	72	120	132		
56	WEIDEMANN Jake	23	188	80	35	19		
57	SAREEN Aryan	21	183	73	4	0		
58	TURNER Aidan	20	182	88	5	2		
60	CHEESMAN Oliver	21	176	70	5	0		

*Denotes AFL listed player. All figures on team sheets are official SANFL records for League games and goals.

LEAGUE	1st	2nd	3rd	4th	Points
PORT					
ADELAIDE					



ADELAIDE



COACH: Michael Godden

COLOURS: Navy Blue, Red & Gold

No	PLAYER	AGE	HT	WT	GP	GK	G	B
3	McASEY Fisher*	21	197	91	34	22		
5	CROUCH Matt*	26	181	79	23	6		
6	HATELY Jackson*	21	189	80	30	16		
10	PEDLAR Luke*	19	183	80	21	7		
12	CLAMP Riley	22	192	90	10	2		
15	COOK Brayden*	19	189	80	24	15		
19	TAYLOR Zac*	18	182	79	13	4		
20	HALL Chris	31	181	80	199	131		
22	FRAMPTON Billy*	25	200	90	87	70		
27	NANKERVIS Luke*	18	191	77	15	6		
31	ROWE James*	22	173	73	47	86		
34	HIMMELBERG Elliott*	23	196	84	61	80		
35	BORLASE James*	19	192	93	38	4		
38	SHOLL Lachlan*	21	186	74	34	2		
40	DAVIS Ben*	24	187	84	68	39		
42	NEWCHURCH Tariek*	19	182	77	35	45		
44	GOLLANT Lachlan*	20	191	72	30	24		
45	STRACHAN Kieran*	26	202	95	52	23		
46	TURNER Brett*	25	185	88	95	52		
47	WRIGHT Matt (C)	31	178	76	123	119		
48	BOYLE Jay	24	187	92	40	17		
49	SHARRAD Louis	28	188	88	104	22		
50	McKENZIE Isaya	24	182	95	35	40		
51	TEMPLETON Jacob	31	191	94	60	27		
53	SMITHSON Josh	23	185	90	6	6		
54	JOHNSON Mitch	23	183	82	10	0		

LEAGUE UMPIRES

FIELD:
Scott Galletly
Michael Sboro
Tobias Medlin

BOUNDARY:
Samuel Royans
Damian Robinson
Matthew Zacher
Timothy Bryant

GOAL:
Michael Button
Mathew Wilson

RD 1 2022 @ ADELAIDE OVAL
Adelaide 18.15 (123) d Port 8.13 (61)

RD 16 2021 @ ADELAIDE OVAL
Adelaide 13.4 (82) d Port 10.9 (69)

RD 6 2021 @ ADELAIDE OVAL
Port 13.9 (87) d Adelaide 10.13 (73)



TORRENS UNIVERSITY AUSTRALIA

Find a course that you love

2022 SANFL RESERVES

10:20am Saturday 20 August @ Hisense Stadium



WEST

1	BABIC Frane	50	KENNEDY Cade.....
2	KARPANY Kenny.....	51	MARSLÉN Max
6	HUPFELD Lyndon.....	52	McCORMICK Dylan.....
13	DELAHUNTY Liam.....	55	YOUNG Luke
19	SINDERBERRY Jye.....	56	THACKERAY Jesse.....
22	CHAMBERLAIN Bailey.....	58	COUROUPIS Nicholas.....
34	WHITE Dylan.....	59	PRIDHAM Charlie.....
35	GAY Clayton.....	62	SINGLETON Patrick.....
42	JOHNSON Isaac	63	OBST Jed.....
46	ALLAN Charlie.....	65	LAUDATO Michael.....
47	BOCK Harvey.....	67	HAHN Mitchell.....

COACH: Ryan Anderson



NORWOOD

17	BOWER Mac	55	KENT Connor.....
18	GRAHAM Thomas.....	56	ROBINSON Liam.....
22	VARDANEGA Matt	59	LAWSON Stewart
23	COTTER Mitch	60	GLOVER Macauley.....
24	PASCOE Lachlan.....	62	GALE Jayden.....
40	HEARD Finn	63	MINERVINI Pete.....
43	CAVALLARO Michael.....	64	KEMP Charlie
45	BINDER Tristian.....	65	DNISTRANSKY Matthew.....
53	TOZER Kobe.....	67	JOSEPH Louis
54	TWELFTREE Izaak.....		

COACH: Rob Harding

RESERVES	1st	2nd	3rd	4th	Points
WEST					
NORWOOD					

RESERVES
UMPIRES

FIELD:
Paul Ventura
Jake Cuming
Alexander Reardon

BOUNDARY:
Taylah Parker
Justen Kern
James Sutton

GOAL:
Connor Izzo
Georgia Henderson

11:20am Saturday 20 August @ Flinders University Stadium



SOUTH

15	BOGLE Luke	46	MUTCH Rhys
20	GRIFFITHS Bailey.....	48	NYE Liam
25	TURNER Fraser	32	CLIFTON Max
27	DOUGLASS Aaron	50	BRADLEY Angus
36	SLADOJEVIC Daniel	52	McGARY Dayne.....
39	HINDES Samuel.....	55	FLETT Jack
40	BROWN Dylan.....	58	MITCHELL Nash
41	ROGERS Cooper.....	62	JONES Riley.....
43	JONES Shannon.....	63	CRESSWELL Jake.....
44	HAYES Lachlan.....	65	GILL Brian.....

COACH: Alex Pigou



EAGLES

8	NEUMANN William.....	43	McLEOD Connor.....
14	HOILE Lachlan	44	THOMSON Brock.....
17	ADAMS Charlie.....	45	WILLIAMS Ryan.....
20	DUVAL Mitchell	47	O'REILLY Cormack.....
21	GUILHAUS Sebastian.....	48	WATSON Jay
25	LUKAC Jordan	50	HILL Tyrán
26	MEAD Mitchell.....	52	NICHOLLS Sam
27	WHEARE Jack	53	UEDING Liam.....
28	D'ALOIA Adam	56	PHILLIPS Zac
33	JACKSON Deakan.....	58	BLAIR Charlie.....
34	COOKE Lukas.....	59	SINEY Oliver.....
38	DAWKINS Harrison.....		

COACH: Brad Graham

RESERVES	1st	2nd	3rd	4th	Points
SOUTH					
EAGLES					

RESERVES
UMPIRES

FIELD:
Nicholas Ghan
Harrison Hughes
Henry Klemm

BOUNDARY:
Gerard Carter
William Carter
Matthew Mielczarek

GOAL:
Thomas Oxford
Jared Murton

11:30am Saturday 20 August @ ACH Group Stadium



GLENELG

15	KLUSKE Jack	42	TUNKIN Harry.....
26	CROMPTON Kyle.....	43	GLUYAS Darcy.....
29	VIRGIN Michael.....	48	DEEGAN James.....
31	BEECKEN Cooper	49	ELLIS-CASTLE Finn.....
33	McDONNELL Blake.....	50	WINDOW Hunter.....
34	KITSCHKE Austin.....	51	FRANKLIN Nathan.....
35	McRAE Beau.....	53	DAVIS Jayden
36	CHANDLER Will	56	OWENS Jacob.....
38	LECK Nicholas.....	57	MATTHIAS Lachlan
39	MURPHY Ty.....	58	WATTS Will.....
41	WRIGHT Hagan.....		

COACH: Joel Tucker



CENTRAL

4	GANT Ethan	48	MONDELLO Luigi.....
14	NEAGLE Matthew.....	49	HILLARD Patrick.....
18	NEAGLE Jaxon.....	50	THOMSON Jakob.....
21	RICHARD Tyson.....	51	WILSON Cooper.....
23	CANNIZZARO Rhys.....	52	BORLACE Matthew
35	McDONALD Darcy	53	LAUNER Dustin
37	REED Finn.....	54	PYMAN Cooper
39	JONES Jamie	56	RYAN Wyatt.....
43	EVANS Saxon	58	TIPPINS Jordan.....
45	McCABE Edward.....	60	DeJONGE Michael.....

COACH: Mark Watts

RESERVES	1st	2nd	3rd	4th	Points
GLENELG					
CENTRAL					

RESERVES
UMPIRES

FIELD:
Mason Beyer
Henry Lodge
Daniel Whittlesea

BOUNDARY:
Reece Wright
Jake Creasey

GOAL:
Dion Chrysochoos
Thomas Mayo

11:30am Saturday 20 August @ Wigan Oval



STURT

17 BECKER Zac.....	42 HONE Tyson.....
20 ALLAN Hamish.....	47 KITTEL Hugo.....
21 GRUNDY Riley.....	48 FRYER Charlie.....
26 TRENORDEN Adam.....	49 TAYLOR Willa.....
29 LOCHOWIAK Anzac.....	51 JEFFERIES Brad.....
33 WINGARD Heath.....	52 TABE Blake.....
36 LOCHOWIAK Jacob.....	54 MOUNTER Josh.....
37 CRANE William.....	55 HEIN Jordan.....
38 HOW Dailan.....	56 POWELL Ben.....
40 WALTER Ned.....	57 THOMAS Lachlan.....
41 PHIPPS-PARSONS Stirling...	58 TUCKER Kai.....

COACH: Chris Trapp



NORTH

6 DEEP Jared.....	43 LONGBOTTOM Matthew.....
14 LeBOIS Kym.....	44 BORG Matthew.....
21 TASKER Will.....	47 SIMON Lam.....
32 BYRNE Joshua.....	48 KARLOVASSITIS Thomas.....
34 SCHOFIELD Nicholas.....	49 DINNING Charlie.....
35 LANGLEY James.....	53 PAREDES Nathaniel.....
36 HOY Liam.....	55 ROBINSON Thomas.....
38 MURPHY Jamison.....	56 SIZER Kurt.....
41 SCHREIBER Will.....	60 McTAGGART Sam.....
42 MACKENZIE Harrison.....	

COACH: Darren Reeves

RESERVES	1st	2nd	3rd	4th	Points
STURT					
NORTH					

RESERVES UMPIRES

FIELD:
Jack Millar
Zachery Packard
Bailey Allen

BOUNDARY:
Elliott Raymond
Fraser Town

GOAL:
Tom Kelly
Michael Lombardi

TORRENS UNIVERSITY U18 WRAP

BY ZAC MILBANK | TWITTER @ZACMILBANK



West Adelaide produced a stunning 16-point win against ladder-leading North Adelaide at Hisense Stadium to keep its Under-18 Torrens University Cup finals hopes alive.

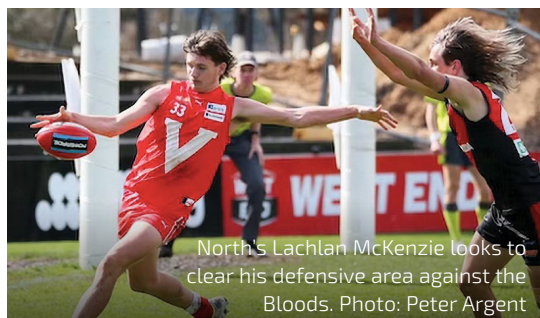
Trailing at every change, the Bloods responded in gutsy fashion to kick 4.4 to the Roosters' 1.0 in the fourth quarter to remain in the hunt for a major round berth. Ball magnet Kobe Ryan racked up 31 disposals and seven clearances for the Bloods while big men Tom Scully (three goals) and Harry Lemmey (18 disposals, nine marks) were also influential. North's Jed Dignan collected a team-high 26 possessions, while Angus Tully (21 disposals) and Jake Grubb (20) also worked hard for the Roosters.

Norwood all but secured a berth in the major round by overrunning Glenelg by 18 points at ACH Group Stadium.

Now sitting in second spot, the Redlegs can ensure they play finals football by defeating red-hot West Adelaide in Round 18. Michael Knoll's men – led by Tyson Walls (28 disposals), Taj Rahui (23 disposals) and Logan Evans (22 disposals) – ran over the top of the Bays with a 3.3-to-1.1 final term. The Tigers were well served by Sam Pridham (23 disposals), Hayden Brokensha (24 disposals) and Kynan Dunn.

Sturt left the finals door ajar for West when it succumbed to Woodville-West Torrens by nine points at Wigan Oval.

Despite having six more inside-50 entries and laying a whopping 100 tackles, the Double Blues were unable to make it count on the scoreboard as the Eagles crept



North's Lachlan McKenzie looks to clear his defensive area against the Bloods. Photo: Peter Argent

across the line. The visitors praised Oscar Pearce, Bailey Arthur (36 disposals), Jordan Tilbrook (23 disposals, 15 tackles) and Tyler Welsh (four goals) for their efforts in the victory. Silky Sturt midfielder Nick Sadler collected 31 disposals, eight clearances and nine tackles to go with his two goals while Fraser Greaves (11 disposals, 11 tackles) and Tyler Borneman (21 disposals) performed well.

South Adelaide's desire to finish its season on a strong note was evident in its 51-point win against Central District at X Convenience Oval.

Leading at every change, the Panthers put down the accelerator in the last quarter by booting 5.1 to the Bulldogs' 1.2. Returning Jaiden Magor was a major factor in the visitors' win with five goals from 13 disposals while ruck Will Verrall had 21 disposals, nine clearances and seven marks. Central's Jayden Matz, Liam Fawcett and Riley McDonald drew praise from the Bulldogs' coaching staff.

DOUBLE CELEBRATION

BY ZAC MILBANK



Logan Hill



Chris Hall. Photo: Carly Grant

Hill and Hall – a couple of outstanding SANFL premiership players who will share a massive milestone on the last day of the minor round. West Adelaide defender Logan Hill and Adelaide wingman Chris Hall, who both debuted back in 2008, will play their 200th games.

Hill's total comes after stints with two clubs – the Eagles, with which he played 183 games, and the Crows, who he has played 16 games with so far.

West Adelaide has been Hill's 'Happy Place' for 15 years. Since arriving in Adelaide as a 19-year-old from the Victorian country town of Catani, Hill has only ever experienced SA life by driving down Milner Road four times a week to be with his beloved Bloods.

Just as it was extremely difficult to tell his teammates Saturday's clash against Norwood would be his 200th and last in the red and black, he is

dreading not having a reason to report for duty at Richmond. "I will absolutely miss it," Hill said. "I spoke (to his team-mates) about driving down Milner Road, that it was going to be one of the things I will miss because I knew I was going to my happy place. But I will find other happy places now, I guess."

Hill, who made his league debut in Round 2, 2008, is grateful he decided to follow his Coburg coach, Andy Collins, to West. A horror leg injury in his debut season set him back for close to three seasons until he returned to peak form. It was in this time his love for Westies blossomed, his determination strengthened to win a flag with the club that looked after him in his "dark days".

"The one thing I take away from that experience is what the football club did for me," the 34-year-old said. "The club was constantly in contact with me when I went home (to Victoria) and made me feel a part

of the family." Having ridden the ups and downs, Hill will always cherish playing in West's drought-breaking 2015 premiership win.

Chris Hall enjoyed the ultimate with the Eagles' 2011 premiership under coach Michael Godden. And the duo will be looking to add to that with the Crows this year.

A Flinders Park junior, Hall made his league debut in Round 6, 2008, against Sturt at Thebarton Oval as a 17-year-old and a strong campaign resulted in him being drafted to Fremantle. After a two-year stint with the Dockers he returned to the Eagles just in time to play in their classic two-point grand final win against Central District.

Hall, who has kicked 131 goals in his 199 games, has had to overcome injuries in his two seasons with Adelaide to bring up his well deserved magic milestone.

TACKLING MENTAL HEALTH HEAD ON



mental health research foundation

Donate today or find out more at
breakthroughfoundation.org.au

**SANFL MEN'S LEAGUE
ROUND 18 - WINNER**



NICK LOWDEN
NORWOOD

The strongly-built utility collected 19 disposals and four clearances while also laying 10 tackles in the Redlegs' hard-fought win against Glenelg. The 22-year-old also managed to quell the influence of key Tigers midfielder Matthew Snook to his team's advantage.



**COLES MINI LEAGUER
OF THE WEEK**



Indy Falzon

Which SANFL match are you attending? South Adelaide v Eagles

Your local football club? Willunga Football Club

What position do you play on the football field? Midfield

Favourite SANFL team? Port Adelaide Magpies

Favourite SANFL player? Cameron Sutcliffe

What do you want to be when you are older? Play in the AFL for Port Adelaide

What is the best thing about playing footy? It's fun and you get to do it with friends

If you were a superhero what would be your name and super power? Not really sure but flying would be cool

What would you do with \$1 million? I would buy a footy field

What do you like doing when you're not playing footy? Playing with Lego

If you could recruit any AFL player into your team, who would it be? Shai Bolton

The best piece of advice given by your coach? Shepherd

MILESTONES



LOGAN HILL
WEST

200 GAMES




CHRIS HALL
ADELAIDE

200 GAMES



MAX PROUD
GLENELG

150 GAMES



ALEX SPINA
NORTH

150 GAMES



JAKE SUMMERTON
SOUTH

100 GAMES



REECE MILSOM
SOUTH

50 GAMES



CAMERON SUTCLIFFE
PORT

50 GAMES

**RD 17 TORRENS
UNIVERSITY CUP
MVP - WILL VERRALL (SOUTH)**



Recruited from Christies Beach FC, the mobile ruckman had a huge influence in the Panthers' win against Central District. The

18-year-old showed tremendous prowess at the stoppages, registering nine clearances to go with his 20 disposals, seven marks and 35 hit-outs.



Official General Insurance Partner

SEASON STANDINGS

2022 HOSTPLUS SANFL MEN'S LEAGUE

(Positions at the end of RD 18)

Team	P	W	L	D	F	A	%	Pts
North	17	13	4	0	1522	1104	57.96	26
Adelaide	17	12	5	0	1620	1170	58.06	24
Norwood	17	12	5	0	1220	1045	53.86	24
Glenelg	17	11	6	0	1254	1182	51.48	22
Sturt	17	10	7	0	1179	1081	52.17	20
Eagles	17	9	8	0	1184	1188	49.92	18
South	17	8	9	0	1086	1116	49.32	16
Central	17	4	13	0	1040	1367	43.21	8
Port	17	4	13	0	1001	1418	41.38	8
West	17	2	15	0	1066	1501	41.53	4

2022 HOSTPLUS SANFL WOMEN'S LEAGUE

(Positions at the end of RD 12)

Team	P	W	L	D	F	A	%	Pts
North	12	9	3	0	552	310	64.04	18
Sturt	12	9	3	0	483	285	62.89	18
Glenelg	12	9	3	0	518	361	58.93	18
South	12	6	6	0	451	377	54.47	12
Norwood	12	6	6	0	380	472	44.6	12
Central	12	5	7	0	406	528	43.47	10
Eagles	12	3	9	0	414	473	46.67	6
West	12	1	11	0	253	651	27.99	2

2022 U18 TORRENS UNIVERSITY CUP

(Positions at the end of RD 17)

Team	P	W	L	D	F	A	%	Pts
North	17	12	5	0	1473	1125	56.7	24
Norwood	17	11	6	0	1381	1088	55.93	22
Glenelg	17	10	7	0	1457	1127	56.39	20
Sturt	17	10	7	0	1447	1186	54.96	20
West	17	10	7	0	1377	1148	54.53	20
South	17	6	11	0	1197	1375	46.54	12
Eagles	17	6	11	0	1018	1403	42.05	12
Central	17	3	14	0	906	1804	33.43	6

2022 STANLEY H. LEWIS TROPHY STANDINGS

Team	M	R	U18	U16	W	Total
North	1300	600	600	275	900	3675
Sturt	1000	700	500	250	900	3350
Glenelg	1100	400	500	275	900	3175
Norwood	1200	350	550	100	600	2800
South	800	250	300	300	600	2250
Eagles	900	450	300	250	300	2200
West	200	500	500	112.5	100	1412.5
Central	400	150	150	162.5	500	1362.5
Adelaide	1200	0	0	0	0	1200
Port	400	0	0	0	0	400

2022 RESERVES

(Positions at the end of RD 18)

Team	P	W	L	D	F	A	%	Pts
Sturt	17	14	3	0	1290	878	59.5	28
North	17	12	5	0	1328	1151	53.57	24
West	17	10	7	0	1270	1123	53.07	20
Eagles	17	9	8	0	1075	1055	50.47	18
Glenelg	17	8	9	0	1039	1082	48.99	16
Norwood	17	7	10	0	1110	1117	49.84	14
South	17	5	12	0	902	1182	43.28	10
Central	17	3	14	0	971	1397	41.01	6

2022 U16 TORRENS UNIVERSITY CUP

(Positions at the end of RD 17)

Team	P	W	L	D	F	A	%	Pts
South	17	12	5	0	1331	1034	56.28	24
Glenelg	17	11	6	0	1397	1041	57.3	22
North	17	11	6	0	1284	1133	53.12	22
Eagles	17	10	7	0	1133	1003	53.04	20
Sturt	17	9	8	0	1245	947	56.8	18
Central	17	6	10	1	1004	1009	49.88	13
West	17	4	12	1	860	1477	36.8	9
Norwood	17	4	13	0	816	1426	36.4	8

LAST ROUND'S RESULTS

HOSTPLUS SANFL LEAGUE ROUND 18

Norwood v Glenelg (Coopers Stadium)

Norwood 7.7 (49) d Glenelg 6.6 (42)

Crowd: 2954

Eagles v Sturt (Maughan Thiem Kia Oval)

Eagles 6.7 (43) d Sturt 4.12 (36)

Crowd: 1389

North v West (Prospect Oval)

North 11.7 (73) d West 10.7 (67)

Crowd: 1502

South v Port (Flinders University Stadium)

South 10.9 (69) d Port 9.6 (60)

Crowd: 1025

Central v Adelaide (Adelaide Oval)

Adelaide 17.11 (113) d Central 8.10 (58)

RESERVES ROUND 18

Norwood 10.5 (65) d Glenelg 6.15 (51)

North 15.9 (99) d West 7.11 (53)

Sturt 10.7 (67) d Eagles 8.7 (55)

South 14.9 (93) d Central 12.7 (79)

U18 TORRENS UNIVERSITY CUP ROUND 17

West 10.16 (76) d North 9.6 (60)

Eagles 8.6 (54) d Sturt 6.9 (45)

Norwood 8.11 (59) d Glenelg 6.5 (41)

South 14.10 (94) d Central 6.7 (43)

The Road Ahead

<p>ROUND 1 Adelaide 18.15 (123) d Port 8.13 (61) South 13.7 (85) d Central 12.8 (80) Glenelg 11.10 (76) d Norwood 8.13 (61) North 13.10 (88) d Eagles 9.12 (66) Sturt 12.15 (87) d West 6.8 (44)</p>	<p>ROUND 6 Breakthrough Round Adelaide 19.11 (125) d West 11.5 (71) South 8.9 (57) d Norwood 7.9 (51) Eagles 11.7 (73) d Port 7.5 (47) North 15.7 (97) d Glenelg 14.11 (95) Sturt 20.15 (135) d Central 5.7 (37)</p>	<p>ROUND 11 Central 11.12 (78) d Eagles 5.13 (43) Adelaide 15.12 (102) d West 9.12 (66) Norwood 15.4 (94) d Port 11.10 (76)</p>	<p>ROUND 16 Norwood 8.17 (65) d Adelaide 7.11 (53) Glenelg 9.12 (66) d West 8.9 (57) South 8.7 (55) d Sturt 7.7 (49) Port 11.8 (74) d Central 7.9 (51) North 16.14 (110) d Eagles 9.8 (62)</p>
<p>STATE GAME SANFL 10.10 (70) d WAFL 9.12 (66)</p>			
<p>ROUND 2 Eagles 12.11 (83) d Norwood 11.15 (81) Central 13.15 (93) d West 11.7 (73) Adelaide 17.14 (116) d North 11.12 (78) South 17.9 (111) d Port 14.17 (101) Glenelg 12.11 (83) d Sturt 11.9 (75)</p>	<p>ROUND 7 Adelaide 15.16 (106) d Eagles 11.7 (73) Norwood 10.14 (74) d Central 8.5 (53) Glenelg 12.19 (91) d South 8.9 (57) North 17.8 (110) d Sturt 10.4 (64) Port 15.15 (105) d West 12.9 (81)</p>	<p>ROUND 12 Adelaide 15.17 (107) d South 7.6 (48) Eagles 15.6 (96) d West 11.10 (76) North 18.9 (117) d Central 12.7 (79) Glenelg 11.10 (76) d Port 4.13 (37) Norwood 11.10 (76) d Sturt 7.8 (50)</p>	<p>ROUND 17 Norwood 7.6 (48) d Central 6.11 (47) North 16.12 (108) d Glenelg 7.15 (57) West 10.8 (68) d South 8.15 (63) Sturt 13.7 (85) d Port 7.12 (54) Adelaide 17.14 (116) d Eagles 10.16 (76)</p>
<p>ROUND 3 Sturt 13.7 (85) d South 9.13 (67) North 16.14 (110) d Central 10.7 (67) Eagles 8.15 (63) d West 7.8 (50) Glenelg 15.12 (102) d Adelaide 13.9 (87) Norwood 11.9 (75) d Port 8.11 (59)</p>	<p>ROUND 8 Norwood 10.7 (67) d Adelaide 9.8 (62) North 12.16 (88) d Port 5.11 (41) Glenelg 8.9 (57) d Central 3.7 (25) South 13.11 (89) d West 8.11 (59) Eagles 14.11 (95) d Sturt 6.10 (46)</p>	<p>ROUND 13 Indigenous Round Adelaide 19.12 (126) d Glenelg 8.4 (52) Central 10.6 (66) d South 10.5 (65) North 20.16 (136) d Port 1.4 (10) Sturt 11.9 (75) d West 4.11 (35) Norwood 13.12 (90) d Eagles 10.6 (66)</p>	<p>ROUND 18 Norwood 7.7 (49) d Glenelg 6.6 (42) North 11.7 (73) d West 10.7 (67) Adelaide 17.11 (113) d Central 8.10 (58) Eagles 6.7 (43) d Sturt 4.12 (36) South 10.9 (69) d Port 9.6 (60)</p>
<p>ROUND 4 ANZAC Round North 8.11 (59) d South 6.12 (48) Adelaide 14.17 (101) d Central 11.10 (76) Sturt 9.9 (63) d Port 7.8 (50) Norwood 19.13 (127) d West 9.5 (59) Glenelg 13.6 (84) d Eagles 12.7 (79)</p>	<p>ROUND 9 Glenelg 15.5 (95) d West 13.12 (90) North 9.9 (63) d Norwood 7.10 (52) Sturt 11.10 (76) d Adelaide 8.7 (55) Eagles 4.4 (28) d South 3.9 (27)</p>	<p>ROUND 14 Central 12.11 (83) d West 7.12 (54) South 10.10 (70) d Glenelg 3.7 (25) Eagles 13.11 (89) d Port 4.5 (29) Norwood 17.8 (110) d North 11.8 (74) Sturt 13.4 (82) d Adelaide 11.5 (71)</p>	<p>ROUND 19 Saturday 20 August West v Norwood HS South v Eagles FUS Glenelg v Central ACHGS Sturt v North WO Port v Adelaide AO</p>
<p>ROUND 5 Eagles 13.10 (88) d Central 5.8 (38) North 15.15 (105) d West 5.5 (35) Adelaide 12.10 (82) d South 11.5 (71) Port 10.9 (69) d Glenelg 9.12 (66) Sturt 12.9 (81) d Norwood 7.11 (53)</p>	<p>ROUND 10 Port 11.8 (74) d Central 8.9 (57) Glenelg 15.11 (101) d Sturt 4.10 (34) South 8.12 (60) d North 8.10 (58)</p>	<p>ROUND 15 Glenelg 13.8 (86) d Eagles 9.7 (61) Sturt 8.8 (56) d Central 6.16 (52) West 12.9 (81) d Port 7.12 (54) Adelaide 10.15 (75) d North 6.12 (48) Norwood 6.11 (47) d South 6.8 (44)5</p>	<p>FINALS Sunday 28 August Elim. & Qual. Final AO Sunday 4 September Semi Final 1 & 2 AO Sunday 11 September Preliminary Final AO Sunday 18 September Grand Final AO</p>

Legend

AO - Adelaide Oval, A - Alberton Oval, ACHGS - ACH Group Stadium, Glenelg, BO - Bennett Oval, Whyalla, CO - Centenary Oval, Port Lincoln, CS - Coopers Stadium, Norwood, FUS - Flinders University Stadium, Noarlunga, HS - Hisense Stadium, Richmond, L - Loxton, MTKO - Maughan Thiem Kia Oval, Woodville, PO - Prospect Oval, VH - Victor Harbor, XCO - X Convenience Oval, Elizabeth, WO - Wigan Oval, Unley

Key: Bold = home team

For match times, visit sanfl.com.au or download the free SANFL App (iTunes app store or the Google Play store).

PUBLISHER

Boylen +

P (08) 8233 9433
W boylen.com.au

BACK COPIES | FOOTBALL & CORPORATE OPERATIONS

P (08) 8424 2200
admin@sanfl.com.au

EDITOR & MEDIA CO-ORDINATOR

Editor

Peter Cornwall

Media Co-ordinator

Zac Milbank
zac.milbank@sanfl.com.au

DESIGN

Henry Rivera
Madelaine Raschella Elliott

PHOTOGRAPHY

Cory Sutton & David Mariuz

COVER



Logan Hill and Chris Hall hit the heights with their 200th SANFL games this weekend.



AN INDUSTRY SUPER FUND THAT PUTS YOU FIRST

THAT'S A PLUS.



[Compare Hostplus](#)

Hostplus is a top performing industry super fund that puts you first. We give profits back to our members, not shareholders.