

SOUTH AUSTRALIAN FOOTBALL

OFFICIAL GUIDE

BUDGET



FINALLY, IT'S TIME

ELIMINATION & QUALIFYING FINALS 2022 – VOL 97 – NO 19 – \$4.00



Boylen +



AN INDUSTRY SUPER FUND THAT PUTS YOU FIRST

THAT'S A PLUS.



[Compare Hostplus](#)

Hostplus is a top performing industry super fund that puts you first. We give profits back to our members, not shareholders.

REWARD FOR GLENELG GREAT

BY PETER CORNWALL & ZAC MILBANK

Nothing worth having comes easy. And that's been the case for Andrew Bradley.

The Glenelg star has had to battle serious injuries and years of standing out in an underperforming side before reaping the rewards for his never-give-in attitude and strong worth ethic.

On Sunday it's another big day for the former Tigers captain. He will become the 26th footballer to play 200 games for Glenelg. And in the first week of finals, too.

Playing finals – let alone winning a flag – for years looked like it might elude him. He made his league debut in 2010 but his rookie campaign ended with a broken right leg and he was on the sidelines when Glenelg played in the finals. The next season he suffered a broken left leg and watched as the Tigers played in the elimination final.

For the next seven years Bradley was one of SANFL's top players but the Tigers never qualified for finals. The honours kept coming but they were the ones he wasn't interested in – personal ones. In 2013 and '14 he won best-and-fairests, the 10th Glenelg player to win successive club champion awards. He was also runner-up in 2015. He was Tigers' co-captain with Ty Allen in 2014. From 2015-17 he was skipper and in 2018 co-captain with Chris Curran.

And it was after the '18 season, he revealed on Checkside Chats, SANFL's fortnightly podcast, he came close to retiring. Having endured a wretched run of injuries that also included broken, then dislocated collarbones in 2016 and 2017 – chiefly because of the courageous manner he attacks the ball – Bradley felt he was unable to play his best football, prompting him to reconsider his future.

A heartfelt chat with then Glenelg coach Mark Stone convinced him to soldier on. Unselfishly relinquishing the captaincy to great mate and fellow defender Curran, finally, in his 10th season, it all came together for Bradley. Under the astute coaching of Stone, Glenelg not only made the finals, it went all the way, beating Port Adelaide in the grand final to win its first flag in 33 years. And Braddles, who had played in Glenelg's 2009 under-18 grand final-winning side against Port, when he again was best-and-fairest, had the celebration he was after.

Suddenly all the injuries and tough times for the boy

Andrew Bradley will become Glenelg's 26th member of the exclusive 200 Club. Photo: Gordon Anderson



from Kybybolite, who also knocked back lucrative offers from rival SANFL clubs in the Bays' lean period between 2012-16, had been worth it. And the 30-year-old continues to play his trademark fearless footy, despite copping a broken jaw in 2020 because of his desperation to win the hard ball.

Named by *Football Budget* as Glenelg's Player of the Decade for the 2010s, he has a remarkable family history at the Bay – his father David, uncle Phil, wife Jordana and sister Alice, who is also a Tigers premiership player, have, or are, playing league football for the Bays.

Bradley is an exercise physiologist who is loving life off the field with Jordana and their children Isabelle, 19 months, and Ollie, five months.

**FOR MORE
MARKETS
& TOP ODDS**

THERE'S ONLY ONE PLACE TO BET



TopSport

OFFICIAL WAGERING PARTNER




TOPSPORT

Stay in control. Leave before you lose it. Gamble Responsibly. 18+ T&C's apply. Call Gambling Help on 1800 858 858

TOP SEVEN ELIMINATION FINALS

BY STEVE BARRETT



From the moment the SANFL adopted a final-five system in 1973, fans have been treated to a combination of the good, the bad and the ugly when it comes to fourth-versus-fifth elimination finals.

Plenty of participants in what legendary football commentator Ian Day used to coin the "mothball final" have been exposed as pretenders on the bigger stage. But on some occasions, extremely rare ones albeit, clubs have used the all-or-nothing, knockout stoush as an unlikely springboard all the way to the decider.

Abject blowouts have been mixed with absolute beauties. The *Football Budget* has delved into the archives and ranked the top seven.

7TH. 2018: NORTH 14.6 (90) D SOUTH 10.10 (70)

Josh Carr's underdogs started slowly, bossed proceedings in the second stanza, were challenged in the third and showed greater composure in the fourth-quarter clutch to conquer the Panthers.

The hard-earned victory was the first step in the Roosters' spectacular – and somewhat controversial – four-week ascent from fifth spot to premiership glory.

North was miles off the pace early before clawing its way into the game with a tough-tackling, all-in physical approach which rattled

South. Down by 24 points, the Panthers finally found some answers and, led by star ruckman Keegan Brooksby, recaptured the momentum and the lead, before their panicky fourth term was seized on by the more clinical, destiny-bound Roosters, piloted by key defender Tanner Smith.

"It was a great game of finals football," Carr said. "We showed our best football is up there with the best in the competition."

6TH. 1986: WOODVILLE 21.14 (140) D NORWOOD 14.13 (97)

While the final 43-point margin suggests a one-sided cakewalk, long-suffering Woodville supporters wouldn't have quite believed it was true until the full-time siren sounded.

A 7.4-to-3.5 opening term into the breeze was the perfect launchpad for the young Warriors to lead by 31 points at half-time. Belatedly, but strongly, the more seasoned Redlegs challenged, slogging their way to within nine points at three-quarter-time.

Just when it looked like the SANFL's Cinderella story was about to have a sad ending, Woodville, firmly entrenched in '86 as every neutral's 'second' team, caught a second wind and wiped Norwood aside. Centre half-forward Andrew Taylor's inspirational hooked goal and towering mark over Tom

Warhurst were highlights, as was midfield bulldozer Kevin 'the Ox' Harris' superb centre-wing tackle on Garry McIntosh.

"Yeah, it was something special, wasn't it?" elated Warriors coach Malcolm Blight said. "It was, without a doubt, the most important win in the club's history." Until the following week, when Woodville knocked Port Adelaide out in the first semi-final.

5TH. 1977: SOUTH 12.17 (89) D NORWOOD 10.13 (73)


Disregarded by most as rank outsiders, Haydn Bunton's Panthers defied the experts with one of the club's proudest September triumphs. Their successful afternoon was set up by booting seven first-quarter goals into a wind which was so strong it was blowing the crabs off the rocks in West Lakes.

After holding sway by 28 points at half-time – only wayward goalkicking prevented that margin from soaring – South suddenly was forced to withstand a fierce second-half fightback from the Redlegs, who closed to within a straight kick in the fourth term. Rising to the challenge was 16-year-old Panther Wayne Slattery, the youngest player to compete in a SANFL final. A minute after team-mate Stephen Keam dodged, weaved and snapped truly against the grain, Slattery demonstrated poise beyond his

Glenelg players celebrate after their miracle 2007 elimination final win.



Norwood champion Michael Aish always had his eyes on the ball.



tender years to seize on a Norwood defensive turnover and slot his fourth goal, which sealed the deal.

4TH. 2006: SOUTH 18.12 (120) D PORT 16.8 (104)

The Panthers overcame stifling conditions, the controversial absence through suspension of their most gifted player, Damian Cupido, a four-goal, 34-disposal masterclass from Jeremy Clayton and a 38-point second-quarter deficit to smash a 16-year finals hoodoo.

Winless in the major round since 1990, South was hesitant and wasteful before half-time before turning things around with a 6.3-to-3.1 third quarter into the wind.

Having sliced the margin down to four points at the last change, the Panthers trampled all over the shellshocked Magpies in dashing, devastating style in a fourth-term tour de force. Current coach Jarrad Wright was South's best.

3RD. 1976: NORWOOD 17.19 (121) D WEST 14.14 (98)

A long, arduous game of catch-up was required from the Redlegs after they watched the Bloods bound away to a 34-point quarter-time lead. Still coasting with an 18-point buffer midway through the fourth, West gradually lost its grip on the contest thanks to reigning premier Norwood's improved, slicker ball movement.

The momentum was now with the Legs and Phil Gallagher's goal at the 20-minute-mark, courtesy of Kevin Beswick's turnover and a 15m penalty, gave them their first lead of the afternoon. Then the floodgates opened. Three six-pointers in quick succession – including Ross Dillon's sixth – capped an emphatic, match-turning 7.8-to-1.3 final term.

According to Alan Shiell in the *Sunday Mail*, "Norwood's finals experience and greater spread of skill made the difference".

2ND. 2007: GLENELG 8.9 (57) D STURT 8.8 (56)

Superstar full forward Brant Chambers snagged six goals and the Double Blues led all day before being cruelled at the death in desperately unlucky fashion. Outplayed all afternoon, the Bays managed to stay within touching distance before pinching their first lead in the dying stages when Ben Moore goaled twice in three minutes. Star Sturt ruckman Simon Feast had a chance to restore the lead inside the last 60 seconds but, with a wild gale pushing his kick across the goalface, his 30m set shot only registered a behind. "No doubt we got out of jail," Glenelg coach Mark Mickan conceded. "My heart goes out to Sturt because they were unlucky."

1ST. 1989: NORWOOD 14.13 (97) D GLENELG 14.8 (92)

The Advertiser's Ashley Porter described it as "the toughest and most bruising" elimination final of all, as both teams' "tenacity and unrelenting attack on the ball kept the 25,239 fans spellbound". Glenelg, bidding to take the scenic route to its fifth successive grand final in coach Graham Cornes' five-year reign, led by 21 points at half-time, Garry McIntosh's famed ferocity single-handedly keeping Norwood in touch. But Macca needed some help. Redlegs captain Michael Aish stepped up magnificently in the second half, fighting off leg cramps to finish with 32 disposals and three goals.

Behind Aish's brilliant example, Norwood edged ahead at three-quarter-time and narrowly had the better of a spellbinding, see-sawing fourth term which comprised six lead changes. Emotions were running high and late in the match McIntosh was so incensed with a decision, he ripped off his guernsey and offered it to umpire Laurie Argent.

Mark Ducker's powerful mark and goal in the 26th minute gave the Legs back the lead and they were eventually reprieved – and relieved – when Tony Symonds, after being paid a contentious free kick, launched the Tigers' last shot at victory from a near-impossible angle out-on-the-full.

ELIMINATION FINAL PREVIEW

BY PETER CORNWALL



A couple of dangerous goalkicking forwards in the thick of it, as Sturt's Josh Hone tackles Glenelg's Lachie Hosie.

The way these sides stormed home to remarkable wins last week, it seems a shame one must bow out today. But that's the problem with elimination finals.

These sides were so close to earning a double-chance in what's been such an evenly-fought minor round, packed with unpredictable results and thrilling finishes – 19 games were decided by six points or less.

Glenelg was just one game from top, and only percentage behind the qualifying final teams. Sturt ended up one win from second place.

It would be no great surprise if the side that wins today gets on a roll and gives the flag a shake. The Blues knew they had to win to make certain of their finals spot. They showed they were every bit worthy of their first major round appearance since 2019 when they convincingly beat minor premier North by 22 points.

Glenelg didn't have to win to play finals footy. But try telling the Tigers that in the last quarter of their clash with Central. Try telling them they shouldn't be that desperate to give 150-game skipper Max Proud the celebration he deserved. And this

week, they will have another club great to try to honour, Andrew Bradley in his 200th game.

You just wonder how you can be 17 points down at the 24-minute-mark of the last quarter and win a game. But that's what the Bays did to Central, who deserved anything but to lose at the Bay. But Riley Holder goaled to make it interesting. After 28 minutes, Lachie Hosie made it less than a kick. Then the mercurial forward, the clock past the 30-minute-mark, snapped a sensational goal from a pack across his body. But that still wasn't all. The Tigers had to defend for their lives for a further two minutes as the brave Bulldogs relentlessly attacked. The victory, which Bays coach Brett Hand was pleased was an "ugly" win, the sort that often happens in the major round, wasn't necessary to play finals. But a win like that might just ignite a famous finals charge.

Ditto for the Blues. Dual premiership coach Martin Mattner rightfully saluted a strong four-quarter effort against the Roosters, saying "it was one of those days where we could've had 22 players in the best". A promising sign was the dominant performance from

ruckman Daniel Fahey-Sparks, who earned 30 hit-outs and tallied 14 disposals, while big Lachlan Burrows stepped up to kick 3.3. And, as expected, midfield powerhouses, skipper James Battersby and Tom Lewis, were in everything, while the impeccable work of evergreen Guy Page and Casey Voss from the backlines, winning plenty of the ball and distributing it with expertise, consistently set the Blues up.

Seeing two long-time midfield ball magnets, Battersby and the Tigers' Matthew Snook, who always deservedly attract plenty of Magarey Medal votes, crashing in for the hard ball will be a highlight of what should be a hard-fought elimination final.

While fifth-placed Sturt, which has the second-best defensive record in the league to Norwood, has just beaten North and has wins against Adelaide (twice) and the Redlegs this season to prove its finals credentials, it has not beaten Glenelg since 2019. And the Blues' record in elimination finals is horrible – one win from nine attempts. So they still have plenty of work to do. Although they won't be put off by that.

QUALIFYING FINAL PREVIEW

BY PETER CORNWALL

The ruck giants go at it, as Norwood's Harry Boyd tackles Adelaide's Kieran Strachan.



Ruckmen have played a huge part in SANFL premierships this century. Just think of the likes of Jason 'Buckets' Mackenzie at Central, Norwood's Sam Baulderstone, Jack Osborn at Sturt and, over the past three seasons, Glenelg's Jesse White and Eagles big man Jarrad Redden.

Well, the sides battling it out in the qualifying final both have ruckmen who could propel their team all the way to a flag. The prospect of Norwood's Harry Boyd and Adelaide's Kieran Strachan battling it out in a final on Adelaide Oval is a mouth-watering one.

Boyd possibly is the player of the season. As a knockout ruckman he leads the way in the league with 643 hit-outs in 18 games, for a remarkable average of 35.7. Strachan, with 589 hit-outs in 17 games (average 34.7) is second.

But what makes Boyd stand out the way he does is his clearance work. He feels like an extra midfielder as well as an outstanding ruckman, leading the league with 123 clearances. That's seven more than renowned midfield clearance winners, Glenelg's Matthew Snook and Rooster Campbell Combe. Boyd

averages seven per game, compared with Strachan's 3.6.

When it comes to marking, though, it's Strachan who has the edge. He's eighth in the SANFL with 105. That's an average of six (Boyd averages three). And Strachan leads the league in contested marks, by eight from Norwood's Connor McLean, with 42. Boyd is seventh (28). Umpires seem to pay more attention to ruck duels than any other contests, so it's no surprise Boyd and Strachan are No. 1 and No. 2 for frees for. Boyd has 52 for the season, Strachan 44. But the Crows big man is more likely to give them away – he's third on that list (37). Strachan, who has the edge in height – he's 202cm and 95kg – leads the league for ranking points, averaging a whopping 114 per game. Powerfully-built Boyd, whose tale of the tape is 198cm and 108kg, comes in fourth, on 105.

There's no doubt the ruck duels will have a big bearing on the qualifying final but the Crows will hugely miss Matt Crouch's workrate and ability to get his hands on the ball around the clinches. He has not qualified to play in the finals because he played a higher

percentage of AFL games than SANFL games for the year. Crouch has averaged 37 disposals a game in the eight he has played and the Crows' only loss in those games was the costly three-point defeat at the hands of Port Adelaide last week. That cost the Crows a first SANFL minor premiership.

But talks Billy Frampton and Elliott Himmelberg and running defender Lachlan Sholl all had impressive games and represent big dangers for the Redlegs to counter.

Adding to the appeal of the Norwood-Crows match-up is the fact it pits the league's highest-scoring team against the stingiest defence. Adelaide averages what these days is an impressive 94 points per game, while Norwood concedes just 61. The Redlegs thrive on the contested game, leading the way with their tackling, with an impressive 85 per game – and they also set the pace for their clearance work. They are crucial ingredients to winning finals. A one-point loss at the hands of West in the last minor round – after an impressive eight successive wins – means nothing today. As coach Jade Rawlings says: "Now it's a new season."



THE ORIGINAL SANFL FAN

Upload a photo of you and your mates at a
Hostplus SANFL League Match to your public Instagram
profile using #WestEndSANFLFan for your chance to win.

WIN A BOX WITH MODRA

You and 3 mates gain access into the West End Corporate Suite at the
2022 Hostplus SANFL League GF hosted by Tony Modra.

4 packages to be won.





**RESERVES
ELIMINATION
FINAL 2022**

11:00am Saturday 27th August @ Prospect Oval

Broadcast: Live and on-demand on the SANFL Now app | www.sanflnow.com.au | The Advertiser Live Stream | www.advertiser.com.au



COACH: Brad Graham

8 NEUMANN William	38 DAWKINS Harrison
13 BARKLA Nathan	41 HUNTER-PRICE Jonte.....
14 HOILE Lachlan	43 McLEOD Connor
17 ADAMS Charlie	44 THOMSON Brock.....
20 DUVAL Mitchell	47 O'REILLY Cormack
25 LUKAC Jordan.....	48 WATSON Jay.....
27 WHEARE Jack.....	50 HILL Tyran
28 D'ALOIA Adam.....	52 NICHOLLS Sam.....
30 FAIRALL Callum.....	53 UEDING Liam.....
31 STUDHAM Nathan.....	56 PHILLIPS Zac.....
33 JACKSON Deakan.....	57 HANSEN Blake.....
34 COOKE Lukas.....	59 SINEY Oliver.....
37 PUDNEY Kai	



GLENELG

COACH: Joel Tucker

26 CROMPTON Kyle.....	43 GLUYAS Darcy.....
29 VIRGIN Michael.....	46 LIAMBIS Sam.....
31 BEECKEN Cooper	48 DEEGAN James.....
33 McDONNELL Blake.....	49 ELLIS-CASTLE Finn
34 KITSCHKE Austin.....	50 WINDOW Hunter.....
35 McRAE Beau.....	56 OWENS Jacob.....
39 MURPHY Ty.....	57 MATTHIAS Lachlan
41 WRIGHT Hagan.....	58 WATTS Will.....
42 TUNKIN Harry	

RESERVES	1st	2nd	3rd	4th	Points
EAGLES					
GLENELG					

**RESERVES
UMPIRES**

FIELD:

Jack Millar
Alexander Reardon
Daniel Whittlesea
Henry Klemm(E)

BOUNDARY:

Bradley Applebee
Jake Creasey
James Sutton
Tobin Dolman

GOAL:

Michael Lombardi
Dion Chrysoschoos
Thomas Mayo(E)



**RESERVES
QUALIFYING
FINAL 2022**

1:30pm Saturday 27th August @ Prospect Oval

Broadcast: Live and on-demand on the SANFL Now app | www.sanflnow.com.au | The Advertiser Live Stream | www.advertiser.com.au



NORTH

COACH: Darren Reeves

6 DEEP Jared	36 HOY Liam
14 LeBOIS Kym	38 MURPHY Jamison
19 O'LOUGHLIN Blayne.....	41 SCHREIBER WILL.....
21 TASKER Will.....	42 MACKENZIE Harrison.....
24 STAPLETON Tom.....	43 LONGBOTTOM Matthew....
25 WILSDON Lachie.....	44 BORG Matthew.....
26 BOWMAN Mack.....	47 SIMON Lam.....
31 WILLIAMS Harry	48 KARLOVASSITIS Thomas....
32 BYRNE Joshua.....	49 DINNING Charlie
33 THORNE Sam	55 ROBINSON Thomas
34 SCHOFIELD Nicholas.....	56 SIZER Kurt.....
35 LANGLEY James	60 McTAGGART Sam.....



WEST

COACH: Ryan Anderson

1 BABIC Frane	45 STEELE Nick
2 KARPANY Kenny.....	46 ALLAN Charlie.....
3 RUBOCK Blair	47 BOCK Harvey.....
4 REDFERN Luke.....	50 KENNEDY Cade.....
6 HUPFELD Lyndon.....	51 MARSLEN Max
10 STEVENS Reed	52 McCORMICK Dylan.....
13 DELAHUNTY Liam.....	54 STEENE Oscar.....
22 CHAMBERLAIN Bailey.....	57 PATTERSON Cooper.....
30 CORBETT Riley.....	58 COUROUPIS Nicholas.....
35 GAY Clayton	63 OBST Jed.....
36 LEMMEY Harry	64 RYAN Kobe
42 JOHNSON Isaac	65 LAUDATO Michael
44 ROBERTS Kye.....	

RESERVES	1st	2nd	3rd	4th	Points
NORTH					
WEST					

**RESERVES
UMPIRES**

FIELD:

Joshua Hardy
Zachery Packard
Nicholas Ghan
Ben Williams(E)

BOUNDARY:

Steven Evanson
Matthew Mielczarek
Justen Kern
Fraser Tron

GOAL:

Emilie Hill
Connor Izzo
Thomas Fahey(E)



**TORRENS
UNIVERSITY
AUSTRALIA**

Find a course that you love



ELIMINATION FINAL 12:15PM SUNDAY 28 AUGUST - ADELAIDE OVAL

Broadcast: Channel 7 | Streamed live and on-demand on 7plus | Live on the SANFL Now app
www.sanflnow.com.au | Live Radio 1629 SEN SA and via SEN App #bayssturt



GLENELG



COACH: Brett Hand

COLOURS: Black and Gold

No	PLAYER	AGE	HT	WT	GP	GK	G	B
1	McBEAN Liam	28	202	98	91	218		
2	SCHARENBERG Jonty	24	187	84	80	15		
3	SNOOK Matthew	30	183	83	165	42		
4	GERLOFF Cole	23	186	86	68	46		
5	PROUD Max (C)	30	190	92	150	15		
6	STAGG Hugh	19	180	84	17	15		
7	REYNOLDS Luke	27	188	88	112	128		
8	LYONS Corey	24	184	84	16	6		
9	BAILEY Darcy	28	177	81	108	83		
11	BRADLEY Andrew	30	180	86	199	38		
13	SEARLE Brady	20	187	88	15	9		
16	MARTINI Alex	23	181	78	53	4		
17	KULLER Reid	20	182	83	37	11		
18	STRETCH Billy	25	181	79	45	8		
20	HOSIE Lachlan	25	189	80	52	115		
22	ALLEN Matthew	24	193	91	54	36		
23	HOLDER Riley	19	191	91	16	6		
24	HORSNELL Cooper	20	175	72	15	4		
25	RAYSON Lewis	19	184	69	5	0		
32	PINK Toby	24	194	94	38	9		
36	CHANDLER Will	20	183	84	3	1		
37	YATES Jack	24	186	87	0	14		
38	LECK Nicholas	23	197	80	5	4		
40	PARISH Jarrad	19	191	91	4	0		
44	HANNATH Jack	31	200	100	105	25		
47	COLE Angus	20	197	95	6	0		

All figures on team sheets are official SANFL records for League games and goals.



STURT



COACH: Martin Mattner

COLOURS: Double Blue

No	PLAYER	AGE	HT	WT	GP	GK	G	B
1	WUNDKE Samuel	27	192	93	71	2		
2	LEWIS Tom	22	178	75	37	8		
3	CAREY Henry	25	180	78	70	14		
5	HONE Joshua	26	175	75	144	162		
6	DAVIS Abaina	26	192	99	97	112		
7	MATHEWS James	26	174	70	29	17		
10	LOCHOWIAK Mihail	22	186	86	11	2		
11	SHUTE Joshua	21	180	69	30	12		
12	CARRUTHERS Malachy	20	184	75	16	5		
14	RENTSCH Josh	18	197	100	10	10		
15	EDMONDS Luke	24	193	82	66	0		
16	DAKIN Jared	21	181	80	19	3		
18	FAHEY-SPARKS Daniel	24	196	92	59	28		
22	COOMBLAS William	24	193	85	41	0		
23	BATTERSBY James (C)	26	178	77	172	44		
25	PAGE Guy	28	177	74	170	13		
30	GRIVELL Oliver	21	190	76	30	21		
31	BURROWS Lachlan	21	196	95	20	14		
32	ILLMAN Rory	23	180	82	49	1		
33	WINGARD Heath	20	172	70	6	1		
34	VOSS Casey	21	181	74	51	9		
39	SLIMMING Steven	24	183	73	112	39		
43	EMMETT Tom	20	186	87	13	16		
44	RICHARDS James	22	184	68	15	20		
46	BREUER Sam	19	185	84	7	1		

LEAGUE	1st	2nd	3rd	4th	Points
GLENELG					
STURT					

LEAGUE UMPIRES

FIELD: Sam Morgan
Mitchell Scott
Rowan Hundertmark
David Sobieraj(E)

BOUNDARY: Dylan Speck
Brayden Theil
Dylan Whan
Samuel Royans

GOAL: Matthew Williams
Mathew Wilson
Braden Ford(E)

RD 10 2022 @ ACH GROUP STADIUM

Glenelg 15.11 (101) d Sturt 4.10 (34)

RD 2 2022 @ WIGAN OVAL

Glenelg 12.11 (83) d Sturt 11.9 (75)

RD 14 2021 @ WIGAN OVAL

Glenelg 14.11 (95) d Sturt 10.5 (65)



DRIVING FOOTY IN SA



STAT CHAT — ELIMINATION FINAL

BY ROBERT LAIDLAW

Glenelg's Darcy Bailey uses the ball well.



Sturt skipper James Battersby keeps winning the hard ball



Sturt and Glenelg have only met in two elimination finals – both won by the Tigers – and just 15 finals in total, with the men from the Bay successful eight times. But the Double Blues have won all three grand finals between the rivals – in 1969-70 and '74.

Glenelg in 2007 won a thrilling elimination final against Sturt by one point, with the Blues turning the tables two years later in a five-point preliminary final win over the Bays. The other elimination success by the Tigers over Sturt was in 1988, when Glenelg won by 59 points, although having only four more scoring shots – 15.12 to 4.19.

With six wins and three losses, the Tigers have traditionally performed well in elimination finals, while Sturt has an awful record, with just one victory from nine clashes.

Glenelg thumped Woodville 24.22 to 9.10 in the 1987 elimination final, the last time the Warriors played finals footy before merging with West Torrens for the 1991 season. Torrens lost all three of its elimination finals. The Tigers' score and winning margin against the Warriors are the biggest in the history of elimination finals but not the most goals – Norwood booted 25.13 against West Adelaide's 20.10 (highest losing score) in 1981.

Not only did Glenelg win the only elimination final decided by a point, it was involved in the only other game won by less than a kick, when it lost in 1989 by five points to Norwood. While Sturt has struggled in elimination finals, it also is the unluckiest team, with another two losses by seven points – in 1997 and 2005, both to North Adelaide.

Of the six times the Tigers have won an elimination final, they have remarkably gone on to make the grand final five times – but failed to take home the flag.

There have been three occasions when an elimination final winner has gone on to claim the premiership – Norwood in 1984, Port in 1998 and North in 2018.

Of the six lowest elimination finals scores, four have been kicked in the 21st century, including the lowest two – Norwood 4.11 against Central District (12.7) in

2015 and Westies' 5.9 against the Eagles (16.9) in 2002.

The most recent appearance in an elimination final for each of today's combatants was in 2019 for Sturt (against Norwood) and in 2011 for Glenelg (against South) – both losing efforts.

Norwood has been in the most elimination finals with 19, and won 13 – North is next with 11 appearances and eight victories.

ELIMINATION FINAL RECORDS

TEAM	P	W	L	HS	LS
ADELAIDE	1	1	-	19.11	19.11
CENTRAL	7	2	5	17.13	7.11
GLENELG	9	6	3	24.22	8.9
NORTH	11	8	3	20.16	6.11
NORWOOD	19	13	6	25.13	4.11
PORT	7	3	4	22.15	11.7
SOUTH	10	6	4	19.18	10.10
STURT	9	1	8	16.15	6.4
WEST	9	2	7	24.13	5.9
WEST TORRENS	3	-	3	12.11	9.15
WOODVILLE	3	1	2	21.14	9.10
EAGLES	6	4	2	20.7	10.9

[HS – highest score, LS – lowest score]

PAST 10 ELIMINATION FINALS

2011	South 14.17 (101) d Glenelg 10.10 (70)
2012	North 15.5 (95) d Eagles 12.15 (87)
2013	North 20.16 (136) d Central 10.14 (74)
2014	South 13.11 (89) d Eagles 10.9 (69)
2015	Central 12.7 (79) d Norwood 4.11 (35)
2016	Adelaide 19.11 (125) d Central 7.11 (53)
2017	Central 17.13 (115) d Norwood 10.7 (67)
2018	North 14.6 (90) d South 10.10 (70)
2019	Norwood 16.14 (110) d Sturt 15.6 (96)
2020	Not played
2021	South 15.11 (101) d North 8.10 (58)



QUALIFYING FINAL 3:15PM SUNDAY 28 AUGUST - ADELAIDE OVAL

Broadcast: Channel 7 | Streamed live and on-demand on 7plus | Live on the SANFL Now app
www.sanflnow.com.au | Live Radio 1629 SEN SA and via SEN App #afclegs



ADELAIDE



COACH: Michael Godden COLOURS: Navy Blue, Red & Gold

No	PLAYER	AGE	HT	WT	GP	GK	G	B
3	McASEY Fischer*	21	197	91	35	22		
5	KERNAHAN Hayden	20	184	73	7	0		
10	PEDLAR Luke*	19	183	80	22	9		
12	CLAMP Riley	22	192	90	10	2		
15	COOK Brayden*	19	189	80	25	15		
19	TAYLOR Zac*	18	182	79	14	4		
16	HALL Chris	31	181	80	200	131		
22	FRAMPTON Billy*	25	200	90	88	70		
24	WORRELL Josh*	20	195	74	31	3		
27	NANKERVIS Luke*	18	191	77	16	6		
34	HIMMELBERG Elliott*	23	196	84	62	83		
35	BORLASE James*	19	192	93	39	4		
36	McPHERSON Andrew*	22	186	79	23	1		
38	SHOLL Lachlan*	21	186	74	35	2		
40	DAVIS Ben*	24	187	84	68	39		
42	NEWCHURCH Tariq*	19	182	77	36	45		
44	GOLLANT Lachlan*	20	191	72	31	26		
45	STRACHAN Kieran*	26	202	95	53	25		
46	TURNER Brett*	25	185	88	96	52		
47	WRIGHT Matt (C)	31	178	76	124	119		
48	BOYLE Jay	24	187	92	41	17		
49	SHARRAD Louis	28	188	88	105	22		
50	McKENZIE Isaya	24	182	95	36	41		
51	TEMPLETON Jacob	31	191	94	61	27		
53	SMITHSON Josh	23	185	90	7	7		
54	JOHNSON Mitch	23	183	82	11	0		

*Denotes AFL listed player. All figures on team sheets are official SANFL records for League games and goals.

LEAGUE	1st	2nd	3rd	4th	Points
ADELAIDE					
NORWOOD					



NORWOOD



COACH: Jade Rawlings COLOURS: Red and Blue

No	PLAYER	AGE	HT	WT	GP	GK	G	B
1	TAHENY Cameron	21	185	83	14	26		
2	NELLIGAN Henry	20	171	73	37	19		
4	PANOS Matt	31	192	90	128	150		
5	SEYMOUR Pierce	27	190	91	46	0		
6	DONNELLY Tom	23	190	94	17	3		
7	RANTALL Jay	21	185	83	17	6		
8	MORRIS Sam	20	182	81	21	4		
9	ROKAHR Nik	27	179	83	51	15		
10	HAMILTON Declan	26	184	77	85	39		
11	KENNERLEY Jacob	22	185	84	37	12		
12	JARVIS Ben	22	190	86	17	26		
13	BALL Cameron	23	194	92	55	2		
14	NUNN Matt (C)	25	182	81	87	36		
15	CARROLL Brodie	22	187	83	16	1		
20	LARKINS Jai	23	186	82	3	1		
21	TRANFA Xavier	20	179	85	27	24		
22	VARDANEGA Matt	24	186	81	7	0		
23	COTTER Mitch	22	175	72	8	1		
24	PASCOE Lachlan	23	191	94	12	10		
25	McLEAN Connor	26	194	96	48	54		
29	RICHARDS Josh	24	179	75	49	13		
30	HODGE Oscar	20	182	84	1	1		
31	BOYD Harry	24	198	108	37	14		
33	SURMAN Luke	24	195	85	38	34		
35	HEARD Jack	22	190	88	33	0		
42	LOWE Baynen	19	177	75	14	18		
44	KELLY Jackson	26	179	73	30	7		
48	CARROLL Mitch	21	184	80	3	1		
50	LOWDEN Nick	22	191	97	9	1		
52	MICHALANNEY Max	18	193	73	1	0		

LEAGUE UMPIRES

FIELD:
Scott Galletly
Thomas Bryce
Giles Lewis
Michael Sboro(E)

BOUNDARY:

Taylor Dorsey
Damian Robinson
Benjamin B Williams
Patrick Cannard

GOAL:

Thomas Sharpe
Matthew Cummins
Michael Button(E)

RD 16 2022 @ COOPERS STADIUM

Norwood 8.17 (65) d Adelaide 7.11 (53)

RD 8 2022 @ COOPERS STADIUM

Norwood 10.7 (67) d Adelaide 9.8 (62)

RD 19 2021 @ COOPERS STADIUM

Norwood 14.11 (95) d Adelaide 7.10 (52)



Official General Insurance Partner

STAT CHAT — QUALIFYING FINAL

BY ROBERT LAIDLAW



Adelaide's Lachlan Sholl on the burst.

While Adelaide and Norwood today meet for the first time in a qualifying final, it is not the first time they have faced off in the major round.

The Crows in 2019 scored a 21.13-to-11.11 victory over Norwood in the first semi-final – before being knocked out by Glenelg in the preliminary final the following week.

This is Adelaide's third finals campaign, after reaching preliminary finals in 2016 and '19. Norwood has played in more finals than any team apart from Port Adelaide and is only two behind the Magpies in qualifying finals – 15 to 17.

Norwood has an eight-seven win-loss record in qualifying finals, including five victories from six between 1978-88, while losing all four from 1995-2002. The Redlegs' most recent qualifying final success was in 2014 against Sturt – by nine points – while last year they lost to the Eagles by seven points. Adelaide's lone appearance was a five-goal loss to Port in 2019.


Port in 1989 kicked the highest qualifying final score, 23.17 to Central District's 9.16, although the Eagles managed an extra goal in beating North 24.10 to 7.10 in 1992, for the biggest margin (102 points).

Sturt in 1976 kicked the highest losing score in a qualifying final (16.17 against Glenelg's 20.16) but stormed back to win the flag.

Only two qualifying finals have been decided by less than a kick and the Double Blues came out on the wrong end of both of them, losing to Norwood in 1983 by four points and to Central by three points in 2008. The lowest qualifying final score also belongs to Sturt, when it kicked 6.4 to North's 8.13 in 2018.

While Sturt was the first qualifying final loser to go on to win the premiership, two other teams have also accomplished the feat, the Eagles in 2011 and the Double Blues in 2017 – when they reversed the earlier

Norwood's Declan Hamilton rebounds.



result against Port with a gutsy one-point grand final win against the Magpies. On two other occasions the qualifying final combatants have also featured in the grand final, Port and South in 1979 and Central and Sturt in 2009.

QUALIFYING FINAL RECORDS

TEAM	P	W	L	HS	LS
ADELAIDE	1	-	1	8.7	8.7
CENTRAL	10	4	6	22.11	8.8
GLENELG	12	7	5	21.13	5.9
NORTH	6	2	4	15.14	7.10
NORWOOD	15	8	7	17.12	7.8
PORT	17	12	5	23.17	6.5
SOUTH	3	-	3	15.9	7.9
STURT	14	4	10	16.23	6.4
WEST	5	4	1	14.5	10.10
EAGLES	11	6	5	24.10	8.5

[HS – highest score, LS – lowest score]

PAST 10 QUALIFYING FINALS

2011	Norwood 17.12 (114) d Eagles 8.5 (53)
2012	West 13.7 (85) d Central 8.10 (58)
2013	West 14.5 (89) d Eagles 11.16 (82)
2014	Norwood 10.6 (66) d Sturt 8.9 (57)
2015	West 10.10 (70) d Port 6.5 (41)
2016	Sturt 11.12 (78) d South 7.9 (51)
2017	Port 13.11 (89) d Sturt 11.8 (74)
2018	Eagles 8.13 (61) d Sturt 6.4 (40)
2019	Port 12.13 (85) d Adelaide 8.7 (55)
2020	Not played
2021	Eagles 8.9 (57) d Norwood 7.8 (50)

TORRENS UNIVERSITY U18 WRAP



BY ZAC MILBANK | TWITTER @ZACMILBANK

Sturt locked away a berth in the Under-18 Torrens University Cup finals series with a stirring 28-point win against North Adelaide at Prospect Oval.

Needing two premiership points to ensure a place in the top four, the Double Blues enhanced their credentials by kicking accurately in front of goal while leading at every change. Sturt spearhead Chad Reschke led the charge by booting six goals without a blemish while Declan Gladigau and Fraser Greaves also played well. Ousted from top spot on the ladder, the Roosters were well served by Jed Dignan (24 disposals), Kane McAuliffe (22) and James White (17).

Glenelg sent an ominous warning ahead of the finals with a comprehensive 70-point win against Central District at X Convenience Oval.

Doubling the Bulldogs' inside-50m count and taking a staggering 71 more marks, the third-placed Tigers ran rampant. Midfielder Archie Lovelock was back with a bang, racking up 33 disposals, seven marks, seven tackles and two goals, while William Charlick (19 disposals) and captain Ben Ridgway (29) were also praised for their roles in the win.

Central's Will McCabe (19 disposals), Jayden Matz and Heath Growden, who bagged four goals, flew the flag in their last game of the season.

Norwood claimed the minor premiership with a season-defining 62-point win against West Adelaide at The Parade.

A sensational second term, in which the Redlegs booted 7.3 to just three behinds, set up the victory which cost the Bloods any chance of snatching a major-round berth. Redlegs trio Noah Hyde (23 disposals, two goals), Josh Bradford (22 disposals) and Cruz Polkinghorne (21) were instrumental in earning the premiership points. Highly-rated West pair Kobe Ryan (25 disposals) and Harry Lemmey (14 disposals, nine marks) were joined by Judd Hansen (three goals) at the top of the best players' list.

South Adelaide's Jaiden Magor was the hero as he sealed a two-point win against Woodville-West Torrens with a stunning goal in the final minute at Maughan Thiem Kia Oval.

Already with three of his six majors in the last term, Magor made it four when he gathered the loose ball at



Central's Tom Cochrane, son of premiership midfielder Stuart Cochrane, about to take up the attack. Photo: Peter Argent.

the back of the pack and let fly from 40m to give his side the lead with less than 60 seconds on the clock. Magor's heroics – he also finished with 18 disposals and nine marks – meant his team finished its season on a high, while team-mates Will Verrall (23 disposals) and Austin Hogg (22) contributed strongly. The Eagles lauded big Jonte Hunter-Price (17 disposals, four goals), Declan Slattery and Oscar Pearce (21 disposals, 10 marks) for their efforts in the team's season swansong.

ROUND 18 TORRENS UNIVERSITY CUP MVP – JAIDEN MAGOR (SOUTH)



A member of the Torrens University SA Under-18 team, Magor kicked the matchwinning goal for the Panthers against the Eagles with less than a minute on the clock. The clever forward finished with six goals, four in the final term, while also collecting 18 disposals and nine marks.



THE ORIGINAL SANFL FAN WIN A BOX WITH MODRA

Upload a photo of you and your mates at a Hostplus SANFL League Match to Instagram using #WestEndSANFLFan for your chance to win a corporate box experience with Tony Modra at the SANFL GF.



Full prize details and terms and conditions available at sanfi.com.au

BEECH RIDE FOR TAMMY

BY TOM WYMAN

West Adelaide star Jono Beech and his three brothers will jump on their bikes in October to raise vital money for the fight against cancer.

Tammy Beech tragically lost her short battle with lung cancer in 2016, prompting a then-14-year-old Kylan Beech to organise a ride in honour of the boys' mother. The organisation hopes to raise money to improve the early detection of cancer, which Kylan says could have made a difference in Tammy's personal fight.

Having ridden from Adelaide to the Beech's hometown of Barmera in 2019, Nick, Kylan, Jordan and Jono will be upping the ante. The Beech brothers this year will ride from the Gold Coast to Adelaide – a 2200km, 14-day trek weaving through four States. Kylan hopes the ride, from October 29, will see the foundation match the \$30,000 raised back in 2019.

"Our first ride in 2019 was amazing but this year we're aiming to take it to the next level and hopefully continue to raise money in honour of our mum," Kylan said.

South Australians are encouraged to join the brothers for the final stretch of the ride, from Nuriootpa to the Cancer Council in Adelaide, where they'll receive a police escort.

Following the ride, the boys will be heading to Nazareth Catholic College for what will be a wonderful event in support of those impacted



Jono and Kylan Beech are riding for a wonderful cause.

by cancer. Hosted by Norwood premiership star and radio personality Stephen Rowe and kicking off at 6pm, the November 12 event will feature a three-course

meal, live entertainment, raffles, games and a silent auction. Those looking to donate are encouraged to visit 220 For Tammy's website at www.220fortammy.com.

ROOSTERS FLY HIGH

North Adelaide has won its eighth Stanley H. Lewis Trophy as SANFL's best performing club. In the second year of points also being awarded for Hostplus SANFL Women's League and the Under-16 Torrens University Cup, the Roosters finished with a significant tally of 3725, although Sturt wasn't far behind on 3525.

With its league team securing the minor premiership and reserves, under-18 and under-16s all qualifying for finals, North

was also fuelled by its women's side, which claimed its second SANFLW flag. North has previously won the Stanley H. Lewis Trophy in 1966-1967, 1971-72, 2005-06, and 2014. The Trophy, named after past SANFL chairman Stanley Heathcote Lewis, has been awarded since 1962. Men's and women's league wins are worth 100 points each across the minor round, with 50 points for reserves and under-18 wins and 25 points for under-16s.

TACKLING MENTAL HEALTH HEAD ON

Donate today or find out more at
breakthroughfoundation.org.au

**BREAK
THROUGH**
mental health research foundation

ON TRAIL OF ICONIC CARTOONIST

BY NEIL SMITH AND PAULA BRINKWORTH

Lionel Coventry was an artistic phenomenon. He became a household name in South Australia through his distinctive portrait caricatures of people from all walks of life.

Back in 1928, when he was working as a young journalist, his editor took a punt and sent the self-taught artist to Adelaide Oval to produce sketches of the visiting English cricket team. They ended up on the front page of a London newspaper and the die was cast.

His distinctive caricatures regularly appeared in newspapers and journals for half a century. By the time Lionel packed away the pencils in the 1970s, it is said he had portrayed more than 30,000 people. His football sketches were particularly prominent in SA's weekend press. Coventry, who was born in Broken Hill in 1906, died in Adelaide in 1986.

As part of a celebration of the 145th anniversary of the SANFL, an exhibition has opened of his works, giving us a sense of the sheer range of personalities he portrayed. These caricatures fall into three categories – prominent university graduates, wine industry figures... and, of course, footy legends.

TAKE THE SANFL HISTORY TRAIL

A trail of football history is happening in Adelaide with a number of unique exhibitions for footy fans to explore. Already, more than 23,000 people have experienced the Our Footy, Our People, Our Stories exhibition since it opened in June at the State Library

of South Australia. This display captures the great moments and achievements of the SANFL and runs until October 16. Coinciding with the State Library exhibition are events at the Migration Museum, Adelaide Oval and National Wine Centre of Australia.

Migration Museum

In a first for SANFL history, the Migration Museum has curated an exhibition to capture the stories of SA footballers who came to Australia as migrants or were children to parents born overseas. The featured players highlight the diverse migration backgrounds of players and their families and the contribution they have made to the national game.

The display includes a slideshow of players in the Multicultural Team of the Century and memorabilia from former North Adelaide and Hawthorn defender Bohdan Jaworskj and West Torrens star Peter Phillipou, father of Eagles and Footscray player Sam and grandfather of 2022 top AFL draft prospect Mattaeta. The SANFL History display at the Migration Museum runs until October.

Adelaide Oval football tours

Football Tours of historic Adelaide Oval are offered each year in the footy season but, for a limited time, tours providing rare access to the SANFL Chairman's Room and 128-year Magarey Medal collection, also are available as part of the Footy Trail.

The 90-minute football Tour is on



Lionel Coventry's famous caricature of all-round sporting great and Sturt Magarey Medallist Vic Richardson.

selected Sundays, starting at 10am. This includes: SANFL Chairman's Room and collection of Magarey Medals, Leigh Whicker Room, visiting team changerooms, Cahill McLeod Rooms and football media centre.

To book the tour, visit <http://www.adelaideoval.com.au/tours/> and select 'Football Tours'. All participants will receive an Adelaide Oval souvenir on completion of the tour. All locations are subject to availability based on the operational activity of the stadium. The Sunday tour will not be available during the SANFL finals series.

National Wine Centre of Australia

An exhibition of the work of Lionel Coventry is now open at the National Wine Centre of Australia, corner of Botanic and Hackney roads, Adelaide. The exhibition is open daily from 10am-5pm.



SANFL NOW Watch all SANFL Leagues Live and On Demand*

Get one FREE month on us**

PROMO CODE: FREEKICK1MONTH

*Excluding matches shown live on Ch 7 Adelaide
** Redeemable on the SANFL Now website; not redeemable in-app. T&Cs Apply. See website for details.



Scan or visit
sanflnow.com.au

COLES MINI LEAGUERS OF THE WEEK



Brody Badenoch

Which SANFL match are you attending?

Glenelg v Sturt

Your local football club?

Brighton Football Club

What position do you play on the footy field?

Half-forward

Favourite SANFL team?

Glenelg

Favourite SANFL player?

Liam McBean

What do you want to be when you

are older?

A footy player

What is the best thing about playing footy?

Having fun with mates

If you were a superhero what would be your name and super power?

Speedy Brody – be the fastest at everything

The best piece of advice given by your coach?

See ball, get ball

Aiden Pearce



Which SANFL match are you attending?

Norwood v Adelaide

Your local football club?

Payneham Football Club

What position do you play on the footy field?

Midfield, half-back, half-forward

Favourite SANFL team?

Port Adelaide

Favourite SANFL player?

Martin Frederick

What do you want to be when you are older?

AFL player

What is the best thing about playing footy?

Tackling

If you were a superhero what would be your name and super power?

Invisible Mike

The best piece of advice given by your coach?

Moving back and running forward to lead

POWERADE
BREAKTHROUGH PLAYER

**SANFL MEN'S LEAGUE
ROUND 19 - WINNER**



**TYSON
BRAZEL
NORTH**

Recruited from Prince Alfred Old Collegians, the medium-sized forward booted four goals for the Roosters to give him 11 majors from four games this year. Aged 23 at the start of the year, Brazel is a former Sturt junior who is set to play a major role in this year's finals series.

MILESTONES



**ANDREW
BRADLEY
GLENELG**

**200
GAMES**



**JOSH
RICHARDS
NORWOOD**

**50
GAMES**



**RORY
ILLMAN
STURT**

**50
GAMES**

THE ORIGINAL SANFL FAN
WIN A BOX WITH MODRA

Upload a photo of you and your mates at a Hostplus SANFL League Match to Instagram using #WestEndSANFLFan for your chance to win a corporate box experience with Tony Modra at the SANFL GF.



Full prize details and terms and conditions available at sanfl.com.au

It's safer not to drink while pregnant
DrinkWise.org.au

SEASON STANDINGS

2022 HOSTPLUS SANFL MEN'S LEAGUE (Positions at the end of RD 19)

Team	P	W	L	D	F	A	%	Pts
North	18	13	5	0	1577	1181	57.18	26
Adelaide	18	12	6	0	1692	1245	57.61	24
Norwood	18	12	6	0	1276	1102	53.66	24
Glenelg	18	12	6	0	1334	1260	51.43	24
Sturt	18	11	7	0	1256	1136	52.51	22
South	18	9	9	0	1158	1167	49.81	18
Eagles	18	9	9	0	1235	1260	49.5	18
Port	18	5	13	0	1076	1490	41.93	10
Central	18	4	14	0	1118	1447	43.59	8
West	18	3	15	0	1123	1557	41.9	6

2022 HOSTPLUS SANFL WOMEN'S LEAGUE (Positions at the end of RD 12)

Team	P	W	L	D	F	A	%	Pts
North	12	9	3	0	552	310	64.04	18
Sturt	12	9	3	0	483	285	62.89	18
Glenelg	12	9	3	0	518	361	58.93	18
South	12	6	6	0	451	377	54.47	12
Norwood	12	6	6	0	380	472	44.6	12
Central	12	5	7	0	406	528	43.47	10
Eagles	12	3	9	0	414	473	46.67	6
West	12	1	11	0	253	651	27.99	2

2022 U18 TORRENS UNIVERSITY CUP (Positions at the end of RD 18)

Team	P	W	L	D	F	A	%	Pts
Norwood	18	12	6	0	1500	1145	56.71	24
North	18	12	6	0	1535	1215	55.82	24
Glenelg	18	11	7	0	1578	1178	57.26	22
Sturt	18	11	7	0	1537	1248	55.19	22
West	18	10	8	0	1434	1267	53.09	20
South	18	7	11	0	1269	1445	46.76	14
Eagles	18	6	12	0	1088	1475	42.45	12
Central	18	3	15	0	957	1925	33.21	6

2022 FINAL STANLEY H. LEWIS TROPHY STANDINGS

Team	M	R	U18	U16	W	Total
North	1300	650	600	275	900	3725
Sturt	1100	700	550	275	900	3525
Glenelg	1200	450	550	300	900	3400
Norwood	1200	400	600	100	600	2900
South	900	300	350	300	600	2450
Eagles	900	450	300	275	300	2225
West	300	500	500	137.5	100	1537.5
Central	400	150	150	162.5	500	1362.5
Adelaide	1200	0	0	0	0	1200
Port	500	0	0	0	0	500

2022 RESERVES (Positions at the end of RD 19)

Team	P	W	L	D	F	A	%	Pts
Sturt	18	14	4	0	1332	941	58.6	28
North	18	13	5	0	1391	1193	53.83	26
West	18	10	8	0	1322	1199	52.44	20
Eagles	18	9	9	0	1122	1122	50	18
Glenelg	18	9	9	0	1129	1145	49.65	18
Norwood	18	8	10	0	1186	1169	50.36	16
South	18	6	12	0	969	1229	44.09	12
Central	18	3	15	0	1034	1487	41.02	6

2022 U16 TORRENS UNIVERSITY CUP (Positions at the end of RD 18)

Team	P	W	L	D	F	A	%	Pts
Glenelg	18	12	6	0	1558	1059	59.53	24
South	18	12	6	0	1363	1106	55.2	24
Eagles	18	11	7	0	1205	1035	53.79	22
North	18	11	7	0	1359	1221	52.67	22
Sturt	18	10	8	0	1333	1022	56.6	20
Central	18	6	11	1	1022	1170	46.62	13
West	18	5	12	1	951	1564	37.81	11
Norwood	18	4	14	0	903	1517	37.31	8

LAST ROUND'S RESULTS

HOSTPLUS SANFL LEAGUE ROUND 19

West v Norwood (Hisense Stadium)
West 8.9 (57) d Norwood 7.14 (56)
Crowd: 1769

Sturt v North (Wigan Oval)
Sturt 11.11 (77) d North 8.7 (55)
Crowd: 3452

South v Eagles (Flinders University Stadium)
South 9.18 (72) d Eagles 7.9 (51)
Crowd: 1182

Port v Adelaide (Adelaide Oval)
Port 11.9 (75) d Adelaide 10.12 (72)

Glenelg v Central (ACH Group Stadium)
Glenelg 12.8 (80) d Central 11.12 (78)
Crowd: 2194

RESERVES ROUND 19

Norwood 11.10 (76) d West 7.10 (52)
South 10.7 (67) d Eagles 6.11 (47)
Glenelg 13.12 (90) d Central 9.9 (63)
North 9.9 (63) d Sturt 5.12 (42)

U18 TORRENS UNIVERSITY CUP ROUND 18

Sturt 14.6 (90) d North 8.14 (62)
Glenelg 18.13 (121) d Central 8.3 (51)
Eagles 10.10 (70) d South 10.12 (72)
Norwood 18.11 (119) d West 8.9 (57)

The Road Ahead

ROUND 1 Adelaide 18.15 (123) d Port 8.13 (61) South 13.7 (85) d Central 12.8 (80) Glenelg 11.10 (76) d Norwood 8.13 (61) North 13.10 (88) d Eagles 9.12 (66) Sturt 12.15 (87) d West 6.8 (44)	ROUND 6 Breakthrough Round Adelaide 19.11 (125) d West 11.5 (71) South 8.9 (57) d Norwood 7.9 (51) Eagles 11.7 (73) d Port 7.5 (47) North 15.7 (97) d Glenelg 14.11 (95) Sturt 20.15 (135) d Central 5.7 (37)	ROUND 11 Central 11.12 (78) d Eagles 5.13 (43) Adelaide 15.12 (102) d West 9.12 (66) Norwood 15.4 (94) d Port 11.10 (76)	ROUND 16 Norwood 8.17 (65) d Adelaide 7.11 (53) Glenelg 9.12 (66) d West 8.9 (57) South 8.7 (55) d Sturt 7.7 (49) Port 11.8 (74) d Central 7.9 (51) North 16.14 (110) d Eagles 9.8 (62)
STATE GAME SANFL 10.10 (70) d WAFL 9.12 (66)			
ROUND 2 Eagles 12.11 (83) d Norwood 11.15 (81) Central 13.15 (93) d West 11.7 (73) Adelaide 17.14 (116) d North 11.12 (78) South 17.9 (111) d Port 14.17 (101) Glenelg 12.11 (83) d Sturt 11.9 (75)	ROUND 7 Adelaide 15.16 (106) d Eagles 11.7 (73) Norwood 10.14 (74) d Central 8.5 (53) Glenelg 12.19 (91) d South 8.9 (57) North 17.8 (110) d Sturt 10.4 (64) Port 15.15 (105) d West 12.9 (81)	ROUND 12 Adelaide 15.17 (107) d South 7.6 (48) Eagles 15.6 (96) d West 11.10 (76) North 18.9 (117) d Central 12.7 (79) Glenelg 11.10 (76) d Port 4.13 (37) Norwood 11.10 (76) d Sturt 7.8 (50)	ROUND 17 Norwood 7.6 (48) d Central 6.11 (47) North 16.12 (108) d Glenelg 7.15 (57) West 10.8 (68) d South 8.15 (63) Sturt 13.7 (85) d Port 7.12 (54) Adelaide 17.14 (116) d Eagles 10.16 (76)
ROUND 3 Sturt 13.7 (85) d South 9.13 (67) North 16.14 (110) d Central 10.7 (67) Eagles 8.15 (63) d West 7.8 (50) Glenelg 15.12 (102) d Adelaide 13.9 (87) Norwood 11.9 (75) d Port 8.11 (59)	ROUND 8 Norwood 10.7 (67) d Adelaide 9.8 (62) North 12.16 (88) d Port 5.11 (41) Glenelg 8.9 (57) d Central 3.7 (25) South 13.11 (89) d West 8.11 (59) Eagles 14.11 (95) d Sturt 6.10 (46)	ROUND 13 Indigenous Round Adelaide 19.12 (126) d Glenelg 8.4 (52) Central 10.6 (66) d South 10.5 (65) North 20.16 (136) d Port 1.4 (10) Sturt 11.9 (75) d West 4.11 (35) Norwood 13.12 (90) d Eagles 10.6 (66)	ROUND 18 Norwood 7.7 (49) d Glenelg 6.6 (42) North 11.7 (73) d West 10.7 (67) Adelaide 17.11 (113) d Central 8.10 (58) Eagles 6.7 (43) d Sturt 4.12 (36) South 10.9 (69) d Port 9.6 (60)
ROUND 4 ANZAC Round North 8.11 (59) d South 6.12 (48) Adelaide 14.17 (101) d Central 11.10 (76) Sturt 9.9 (63) d Port 7.8 (50) Norwood 19.13 (127) d West 9.5 (59) Glenelg 13.6 (84) d Eagles 12.7 (79)	ROUND 9 Glenelg 15.5 (95) d West 13.12 (90) North 9.9 (63) d Norwood 7.10 (52) Sturt 11.10 (76) d Adelaide 8.7 (55) Eagles 4.4 (28) d South 3.9 (27)	ROUND 14 Central 12.11 (83) d West 7.12 (54) South 10.10 (70) d Glenelg 3.7 (25) Eagles 13.11 (89) d Port 4.5 (29) Norwood 17.8 (110) d North 11.8 (74) Sturt 13.4 (82) d Adelaide 11.5 (71)	ROUND 19 West 8.9 (57) d Norwood 7.14 (56) South 9.18 (72) d Eagles 7.9 (51) Glenelg 12.8 (80) d Central 11.12 (78) Sturt 11.11 (77) d North 8.7 (55) Port 11.9 (75) d Adelaide 10.12 (72)
ROUND 5 Eagles 13.10 (88) d Central 5.8 (38) North 15.15 (105) d West 5.5 (35) Adelaide 12.10 (82) d South 11.5 (71) Port 10.9 (69) d Glenelg 9.12 (66) Sturt 12.9 (81) d Norwood 7.11 (53)	ROUND 10 Port 11.8 (74) d Central 8.9 (57) Glenelg 15.11 (101) d Sturt 4.10 (34) South 8.12 (60) d North 8.10 (58)	ROUND 15 Glenelg 13.8 (86) d Eagles 9.7 (61) Sturt 8.8 (56) d Central 6.16 (52) West 12.9 (81) d Port 7.12 (54) Adelaide 10.15 (75) d North 6.12 (48) Norwood 6.11 (47) d South 6.8 (44)5	FINALS Sunday 28 August Elim. & Qual. Final AO Sunday 4 September Semi Final 1 & 2 AO Sunday 11 September Preliminary Final AO Sunday 18 September Grand Final AO

Legend

AO - Adelaide Oval, A - Alberton Oval, ACHGS - ACH Group Stadium, Glenelg, BO - Bennett Oval, Whyalla, CO - Centenary Oval, Port Lincoln, CS - Coopers Stadium, Norwood, FUS - Flinders University Stadium, Noarlunga, HS - Hisense Stadium, Richmond, L - Loxton, MTKO - Maughan Thiem Kia Oval, Woodville, PO - Prospect Oval, VH - Victor Harbor, XCO - X Convenience Oval, Elizabeth, WO - Wigan Oval, Unley

Key: Bold = home team

For match times, visit sanfl.com.au or download the free SANFL App (iTunes app store or the Google Play store).

PUBLISHER

Boylen +

P (08) 8233 9433
W boylen.com.au

BACK COPIES | FOOTBALL & CORPORATE OPERATIONS

P (08) 8424 2200
admin@sanfl.com.au

EDITOR & MEDIA CO-ORDINATOR

Editor
Peter Cornwall

Media Co-ordinator

Zac Milbank
zac.milbank@sanfl.com.au

DESIGN

Henry Rivera
Madelaine Raschella Elliott

PHOTOGRAPHY

Cory Sutton & David Mariuz

COVER



Sturt's James Battersby, Glenelg's Max Proud, North's Alex Spina, Adelaide's Matt Wright & Norwood's Matt Nunn ready for finals action.



THE ORIGINAL SANFL FAN

Upload a photo of you and your mates at a
Hostplus SANFL League Match to your public Instagram
profile using #WestEndSANFLFan for your chance to win.

WIN A BOX WITH MODRA

You and 3 mates gain access into the West End Corporate Suite at the
2022 Hostplus SANFL League GF hosted by Tony Modra.

4 packages to be won.

