

SOUTH AUSTRALIAN FOOTBALL

OFFICIAL GUIDE

BUDGET

FIRST & SECOND SEMI-FINALS 2022

VOL 97 – NO 20 – \$4.00

SIZZLING SEMIS



ISC
Telstra Store
Glenside

GLIDEROL®
Boylen +



THE ORIGINAL SANFL FAN

Upload a photo of you and your mates at a
Hostplus SANFL League Match to your public Instagram
profile using #WestEndSANFLFan for your chance to win.

WIN A BOX WITH MODRA

You and 3 mates gain access into the West End Corporate Suite at the
2022 Hostplus SANFL League GF hosted by Tony Modra.

4 packages to be won.





DOUBLE CELEBRATION

BY PETER CORNWALL

That winning feeling. There's nothing like it. And when it comes in a final, double it.

When it's a finals win and you've just reached your double-ton, maybe you could double it again.

Glenelg great Andrew Bradley, chaired off Adelaide Oval by teammates and great mates Darcy Bailey and Matthew Snook after his 200th game ended with a 16-point elimination final win against Sturt, had seriously wondered if he would ever play in a winning final after nine years in league footy without playing a major round game. That all changed when the dual Tigers best-and-fairest and former captain was part of their drought-breaking 2019 premiership win and

they have been regulars in the major round since.

Now they face up to Norwood, smarting from a 55-point qualifying final loss against Adelaide but certain to hit back hard, in another do-or-die test, the first semi-final.

The Crows' Luke Pedlar had plenty to celebrate last Sunday at Adelaide Oval as well, whooping it up after booting one of his three goals in his side's stunning win.

Now Adelaide tackles minor premier North Adelaide in a mouthwatering second semi-final at Adelaide Oval. After the big Norwood-Glenelg and North-Adelaide match-ups on Sunday, there will be more prestige and history to be made at the venue at



Monday's Magarey Medal count and Hall of Fame inductions. More of that winning feeling.



SANFL NOW Watch all SANFL Leagues Live and On Demand*

Get one FREE month on us**

PROMO CODE: FREEKICK1MONTH

*Excluding matches shown live on Ch 7 Adelaide
 **Redeemable on the SANFL Now website; not redeemable in-app. T&Cs Apply. See website for details.



Scan or visit sanflnow.com.au

FIRST SEMI-FINAL PREVIEW

BY PETER CORNWALL

Glenelg skipper Max Proud and Norwood's Ben Jarvis battle it out in the Redlegs' hard-fought win at The Parade. Photo: Gordon Anderson



These sides have unfinished business. And it's likely to show in the way Norwood and Glenelg will rip into this knockout semi-final, certain to throw everything into a high-pressure, tough-tackling confrontation.

The Tigers feel like they missed out last year. They won 17 games in a row to be on track for a centenary premiership only to be beaten by Woodville-West Torrens in the second semi-final and grand final. And they let the double-chance slip with four losses in the last seven rounds this season. But they passed their first finals test with a strong 16-point win in a tense elimination final against Sturt.

The Redlegs will be desperate to make sure they don't bow out in straight sets for the second successive season after working so hard to earn top-three spots two years in a row. They bowed out with losses to eventual premiers the Eagles (by just seven points) and South Adelaide (19 points) in last year's major round. But they would have been shocked by the margin in last week's qualifying final, crunched by the Crows by 55 points. It was the first time this year Norwood's suffocating defence had conceded 100 points – Adelaide

kicked 18.9 (117). Like Glenelg last year, the Redlegs' stunning run of eight successive wins would seem a waste if they were to bow out with successive finals losses again.

It won't necessarily be pretty – the Bays have won 'ugly' with a last-gasp two-point final minor round win against Central and the hard-fought success against Sturt, while the Redlegs became used to grinding out tough wins in tense contests in their winning run. But that's what finals footy is often about, a battle of attrition, a test to see which side can produce under pressure.

Norwood has been the top tackling team all season, averaging 87 a game. But Glenelg slips in at No. 2, on 74. And the Bays won the tackle count against Sturt – 75-69 – despite having more possessions. Tigers coach Brett Hand hailed his side's defensive effort in restricting Sturt to 6.9, satisfied his men played "a good finals brand of footy".

But there also was some excitement and young gun Cooper Horsnell, doing the No. 24 guernsey of roving great Kym Hodgeman proud, provided the X-factor that can turn finals with two goals to the northern end, a left-foot snap running into the pocket, then a right-

foot snap after sharking the ball front and centre.

The Bays gained a huge lift in ruck when Liam McBean went onto the ball for extended spells at the end of the minor round. There's always been a "robbing Peter to pay Paul" feel about giving the hugely talented and influential McBean longer spells in ruck, considering he won Ken Farmer Medals as SANFL's leading goalkicker in the previous three seasons. But there's no doubt he has given the Bays a big boost which continued in their elimination final win against Sturt. Now he faces a huge challenge against Harry Boyd, who has been a dominant force for the Redlegs this season.

Ball magnet Nik Rokahr returned from an ankle injury that had sidelined him from the last minor round and he didn't miss a beat as he continued to win plenty of the footy against the Crows. Norwood looked stronger with the return from injuries of captain Matt Nunn, Matt Panos and Mitch Cotter but they had played precious little footy over the past couple of months and it was too much to expect they would dominate. But the Legs could not have expected such a bleak day. They have unfinished business.

SECOND SEMI-FINAL PREVIEW

BY PETER CORNWALL



Elliott Himmelberg was in the thick of it in the Crows' win against North Adelaide in Whyalla. Photo: Peter Argent

Anyone who had the slightest hunch the Crows were anything but deadly serious in their drive to win a SANFL flag had those thoughts shattered with last week's qualifying final rampage.

Adelaide was simply awesome as it ran amok in the spring-like conditions on pristine Adelaide Oval, almost doubling the score Norwood had been used to conceding this season. The Redlegs went into the double-chance final with the best defensive record in the league, having conceded just 61 points per game through the minor round. But the Crows slammed on 18.9 (117), highlighted by a sizzling seven-goal third quarter, to win by 55 points. Forget the talk you've heard before about developing young players and working to systems and structures for future AFL careers. It's premiership or bust.

Impressive coach Michael Godden had a taste for winning a SANFL flag as Woodville-West Torrens boss in his first season in charge in 2011. But there's no doubt he will be wanting more after grand final losses with the Eagles when they were heavy favourites in 2016 and

'17. And he certainly has the talent, a lethal mix of speed and height, inside and outside ability, a strong defence and barnstorming attack and combination of talented youth and some experience, led from the front by ever-dangerous small forward Matthew Wright.

But North Adelaide won its first minor premiership since 1989 for good reason. And the Roosters, too, have the mix that can take them all the way. Their midfield is chock-full of players who can win the ball and use it and, like the Crows, when they get on a roll and take up the attack, they are able to score in a hurry, quickly kicking opponents out of games. While the Crows were the highest-scoring team in the minor round, averaging 94 points per game, North was clearly second, piling on 88 points a game.

Three of the top seven possession-winners for the minor round were Roosters. While the Eagles' Riley Knight led the way with 498 disposals, Aaron Young (494) and Harrison Wigg (491) were a close second and third, while Campbell Combe had 458 – and also laid eight tackles a game. That's an average of 81 touches a

game between the three of them.

Pacy Frank Szekely gives the Roosters run-and-carry, Nigel Lockyer provides that X-factor, always dangerous around the goals and it's time for wingman Will Combe, who has had an outstanding season, to step right out of the shadow of his Magarey Medal-winning brother and be saluted as a star in his own right. The Roosters are led from the back by Alex Spina and have height in Keenan Ramsey, who has booted 35 goals, and Cameron Craig, as good a key defender as going around, while big Mitch Harvey has had a great year in ruck.

They will need the height because the Crows, gunning to be the first AFL club to win a SANFL flag, have plenty of big dangers. Kieran Strachan has been huge in ruck this season and again stood tall against Norwood, while Billy Frampton and Elliott Himmelberg can be hard to stop.

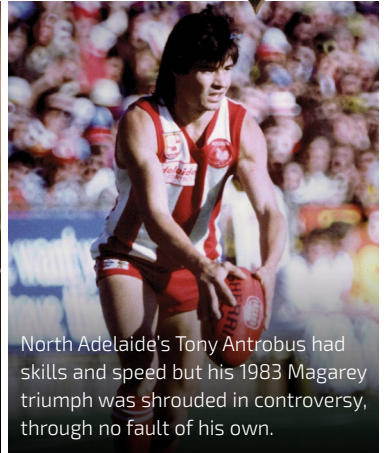
Adelaide's pace was electric in its qualifying final win so, while the first semi-final may be a tough, dour affair, there could be plenty of excitement and some higher scoring in this match-up.

TOP 10 MAGAREY MOMENTS

BY STEVE BARRETT



There were some laughs for Glenelg great Kym Hodgeman and Medal night compere Sandy Roberts.



North Adelaide's Tony Antrobus had skills and speed but his 1983 Magarey triumph was shrouded in controversy, through no fault of his own.

It's South Australian football's night of nights.

First hitting television screens in 1965 – slotting in on Channel 9 straight after *The Andy Griffith Show*, for those with really long memories – Magarey Medal night has produced numerous dramatic, unforgettable moments. The *Football Budget* has trawled through the archives and selected the top 10 since then.

1968

The Medal presentation was thrown open to the public for the first time and in front of a large, captivated gathering at Adelaide Town Hall, North Adelaide champion Barrie Robran and South Adelaide captain-coach Peter Darley couldn't be split. It was a perfect tie. Both men received six first-preference votes, one second and two thirds, to finish equal on 22 votes. But Darley was ineligible. The great Panthers ruckman had been suspended for a match for swearing at an umpire, leaving Robran as sole Medal winner. There was a consolation prize, though. Channel Seven presented both Robran and Darley with TV sets in recognition of their tie.

1969

Eight days shy of his 21st birthday and having broken Ken Farmer's 33-year record for most goals in a

season, Fred Phillis became the first specialist full forward to win the award, pipping Glenelg teammate and 1962 victor Ken Eustice. As the count drew to its dramatic conclusion, SANFL president Don Brebner read the second-last slip: "Glenelg ... K Eustice." Eustice went into the lead. Then came the last slip: "Glenelg ... DK Phillis."

Phillis, who was only present at the count because he was a panellist for Channel Nine, moved to 18 votes, past Eustice's 16 and into the history books.

1975


Port Adelaide backman-cum-police constable Peter Woite had intended to skip the '75 count. He didn't remotely rate his chances – team-mate Russell Ebert had swept all the media awards – while an injured elbow left Woite incapable of cutting his dinner at the function. He changed his mind after club secretary Bob McLean, sworn to secrecy as one of the few who knew the winner beforehand, offered to taxi Woite and cut his meat. When interviewed on stage as the last of the top 10 candidates (as it was done back then) and asked for his tip, Woite answered: "Russell, by a mile." Instead it was Woite, by a whisker, edging Bays captain Peter Marker by one vote. "I believe in miracles," Woite said.

1978

Kym Hodgeman completed a rare double when he complemented his Reserves Magarey Medal in 1974 with the league's ultimate individual prize four years later. Initially thought of as too small and too light, Hodgeman was too good, polling a record 50 votes under the old two-umpire system to narrowly edge Ebert (49). His victory speech was equally memorable. "I'd like to thank my parents, especially my mum and dad," Hodgeman told host Sandy Roberts.

1980

After becoming the first player to win four Medals, Russell Ebert and host Ken Cunningham were joined on stage by 'Big' Bob McLean, who produced a large caricature of Ebert, declaring: "The first player ever to win four Magarey Medals, Russell, you bloody beauty." After shaking Ebert's hand, long-serving Port official McLean stumbled as he tried to leave the stage, falling on his backside. The Magarey Medal emblem prop, which was hanging on the wall, fell on McLean's head, cartoon-style. Ebert displayed great humour by instinctively taking a seat on the floor next to McLean. Twenty-three years later, Russell's 19-year-old son Brett Ebert romped home to claim the 2003 Medal, giving SA football an historic first father-son triumph.



Sturt superstars Tim Weatherald and Jade Sheedy shared their success in 2002.



Luke Partington and his mum Amanda share a special moment in 2019.

1983

North rover Tony Antrobus's heart must have stopped briefly as drama enveloped the '83 count at the Old Lion Hotel. Announced as the victor with 35 votes (Glenelg's Stephen Kernahan finished miles in front with 44 but was ineligible after he and Norwood's Garry McIntosh were found guilty of striking each other on Anzac Day), Antrobus was being congratulated on camera by Channel 7's Ian Day when the telecast's executive producer, Stavros Pippas, intervened. He believed there were still 20 first-preferences votes to be counted and Antrobus had been acclaimed prematurely. In the confusion, Day sought clarification from SANFL president Max Basheer, who asserted: "There are no more votes. You will remember I said there were two rounds played in which votes were not recorded (due to the absence of State players)." Phew! Antrobus could resume celebrating.

1989

A disastrous computer breakdown almost turned the 1989 event into a farce. The night was saved by the raw emotion shown by Gilbert McAdam. The first Indigenous recipient of SA's highest honour, the popular Central District livewire couldn't contain his tears of joy after finishing three votes clear of Port's Simon Tregenza. "I'm sorry,

I don't normally get this emotional," McAdam said. "It's a magic feeling."

1994

When Garry McIntosh hobbled onto the stage on crutches to claim his award, Basheer rightly declared it "one of the most popular wins of all time". Described by *The Advertiser's* Leo Schlink as "irrepressibly roguish and as partial to a beer as could be expected of an archetypal football larrikin", Norwood's fearless captain, on antibiotics because of a broken ankle, celebrated his triumph without a drop of alcohol. The Redlegs' first Medallist since long-time team-mate Michael Aish in 1981, McIntosh further cemented his greatness by going back-to-back in '95. 'Macca' could have even been a triple Medallist but for a suspension in 1987 when he outpolled eventual winner Andrew Jarman. "I hope this adds a little to the disappointment you suffered in 1987 when you were a bit naughty," Basheer said with a laugh.

2002

Incredibly, after Magpie pair Ryan O'Connor and Tony Brown became the first team-mates to share the Magarey Medal in 2001, Sturt duo Jade Sheedy and Tim Weatherald replicated the feat 12 months later. Weatherald acknowledged his family's support and gave a unique

thanks to his new fiancée (and future wife) Marnie. "She went away for eight weeks and that's when I got all the votes," Weatherald grinned. "Dad almost gave her a ticket to go back overseas at one stage." A few weeks later Sheedy and Weatherald helped break the Double Blues' 26-year premiership drought and enjoyed even bigger celebrations, which became tragically tempered six days after the grand final when the two great mates suffered injuries and had their lives turned upside-down with the Bali bombings.

2019

There were some wonderful, emotional moments when Glenelg's Luke Partington won the 2019 Magarey Medal. The classy on-baller won with a runaway 26 votes and there was no one prouder in the Magarey Room at Adelaide Oval than Partington's mother Amanda. Luke had to deal with immense grief when his father Brian was killed in a mining accident at Olympic Dam in February 2015. "You always want to make your parents proud and there's not a day goes by when I don't think about him ... but you've got to be thankful for the time you had, not dwell on the time you don't have," the inspirational Tiger said. "I have no doubt he'd be super proud." There was hardly a dry eye in the place.



THE ORIGINAL SANFL FAN

Upload a photo of you and your mates at a
Hostplus SANFL League Match to your public Instagram
profile using #WestEndSANFLFan for your chance to win.

WIN A BOX WITH MODRA

You and 3 mates gain access into the West End Corporate Suite at the
2022 Hostplus SANFL League GF hosted by Tony Modra.

4 packages to be won.



LEADING THE WRIGHT WAY

BY PETER ARGENT

A decade-and-a-half ago, in the spring of 2007, Matthew Wright played in a SANFL grand final at Football Park. He was 17, the youngest player in the decider between his side, North Adelaide, and the team of the noughties, Central District.

Now he is just one win away from leading Adelaide into its first SANFL grand final – and standing in the way is North. Wright has been in electrifying form, bagging five goals as the Crows crunched Norwood by 55 points to set up a second semi-final showdown with the Roosters.

It's been a long road from Wright's junior footy with Greenacres Dragons as a five-year-old in the under-nines, then Walkerville Cats for three years before progressing through the grades at the Roosters and, in just his eighth league appearance, playing in that grand final. "That was a pretty special part of my footy journey," Wright recalled. "Unfortunately, we were a victim to the Central juggernaut that day but it was pretty cool to play alongside guys like Darryl 'Tubby' Wintle, Ben Hart, Chris Ladhams and Shannon Motlop. A couple of years earlier I was watching them as a 15-year-old from the sidelines at Prospect Oval."

He enjoyed a Roosters under-17s flag in 2005, coached by North Hall of Famer David Tiller, and in '06 played in a reserves premiership. Wright, who played 94 games and kicked 63 goals for the Crows and 65 games (73 goals) with Carlton in an outstanding AFL career from



Matthew Wright was dangerous around the goals as a young Rooster.



Matthew Wright celebrates one of his five goals for the Crows against Norwood.

2011-18, returned to SANFL league footy in 2019 as Adelaide skipper.

"I really enjoy this leadership role, both the development side and the on-field role," said Wright, who reached the 50-game milestone as skipper in Round 17 against the Eagles.

"In my last year at Adelaide in the AFL and three years with Carlton a part of my role was to help fast track the development of the forwards around me – at the Blues this included Charlie Curnow, Harry McKay and Zac Fisher.

"Playing in the 2019 SANFL finals with the Crows, we helped the careers of Lachie Sholl, Will Hamill, Jordan Butts and Shane McAdam," said Wright, who narrowly missed an AFL grand final in 2012 when

Adelaide lost a preliminary final by five points to Hawthorn.

Crows SANFL coach Michael Godden has a strong working relationship with Wright. "In essence, Matthew, along with his role kicking goals up forward, is an on-field coach for us," Godden said. "He helps with player development on the field with his direction and knowledge. He helps set up the structures in his role as an assistant forward line coach. He is a wonderful mentor to the young players in our side, along with his value as a player – his experience and football smarts are invaluable."

Honest, hard-working and diligent, with a strong football IQ, Wright is the right man to lead the Crows' premiership tilt.

AAMI



Official General Insurance Partner



FIRST SEMI-FINAL 12:15PM SUNDAY 4 SEPTEMBER - ADELAIDE OVAL

Broadcast: Channel 7 | Streamed live and on-demand on 7plus | Live on the SANFL Now app
www.sanflnow.com.au | Live Radio 1629 SEN SA and via SEN App #legsbays



NORWOOD *Apelle* *Coopers*

COACH: Jade Rawlings COLOURS: Red and Blue

No	PLAYER	AGE	HT	WT	GP	GK	G	B
1	TAHENY Cameron	21	185	83	14	26		
2	NELLIGAN Henry	20	171	73	38	20		
4	PANOS Matt	31	192	90	129	152		
5	SEYMOUR Pierce	27	190	91	47	0		
6	DONNELLY Tom	23	190	94	18	3		
7	RANTALL Jay	21	185	83	18	6		
8	MORRIS Sam	20	182	81	22	4		
9	ROKAHR Nik	27	179	83	52	15		
10	HAMILTON Declan	26	184	77	86	39		
11	KENNERLEY Jacob	22	185	84	38	14		
12	JARVIS Ben	22	190	86	18	27		
13	BALL Cameron	23	194	92	56	2		
14	NUNN Matt (C)	25	182	81	88	36		
15	CARROLL Brodie	22	187	83	17	1		
20	LARKINS Jai	23	186	82	3	1		
23	COTTER Mitch	23	175	72	9	1		
25	McLEAN Connor	26	194	96	49	55		
29	RICHARDS Josh	24	179	75	50	13		
31	BOYD Harry	24	198	108	38	14		
33	SURMAN Luke	24	195	85	39	34		
35	HEARD Jack	22	190	88	34	0		
42	LOWE Baynen	19	177	75	15	19		
44	KELLY Jackson	26	179	73	31	7		
48	CARROLL Mitch	21	184	80	3	1		
50	LOWDEN Nick	22	191	97	10	2		
52	MICHALANNEY Max	18	193	73	1	0		



GLENELG *ACH* *FITNESS WAREHOUSE* *FLINDERS PRIVATE HOSPITAL*

COACH: Brett Hand COLOURS: Black and Gold

No	PLAYER	AGE	HT	WT	GP	GK	G	B
1	McBEAN Liam	28	202	98	92	219		
2	SCHARENBERG Jonty	24	187	84	80	15		
3	SNOOK Matthew	30	183	83	166	42		
4	GERLOFF Cole	23	186	86	69	46		
5	PROUD Max (C)	30	190	92	151	15		
6	STAGG Hugh	19	180	84	18	16		
7	REYNOLDS Luke	27	188	88	113	129		
8	LYONS Corey	24	184	84	17	6		
9	BAILEY Darcy	28	177	81	109	83		
10	PARTINGTON Luke	25	181	79	74	43		
11	BRADLEY Andrew	30	180	86	200	38		
13	SEARLE Brady	20	187	88	16	9		
16	MARTINI Alex	23	181	78	54	5		
17	KULLER Reid	20	182	83	38	11		
18	STRETCH Billy	25	181	79	46	8		
20	HOSIE Lachlan	25	189	80	53	116		
22	ALLEN Matthew	24	193	91	55	37		
23	HOLDER Riley	19	191	91	17	6		
24	HORSNELL Cooper	20	175	72	16	6		
25	RAYSON Lewis	19	184	69	6	0		
29	VIRGIN Michael	29	176	76	81	11		
31	BEECKEN Cooper	19	191	75	1	0		
32	PINK Toby	24	194	94	39	9		
34	KITSCHKE Austin	20	192	91	0	0		
35	McRAE Beau	21	180	84	0	0		
36	CHANDLER Will	20	183	84	4	1		
37	YATES Jack	24	186	87	30	14		
38	LECK Nicholas	23	197	80	5	4		
40	PARISH Jarrad	19	191	91	5	0		
42	TUNKIN Harry	19	174	72	0	0		
44	HANNATH Jack	31	200	100	105	25		
47	COLE Angus	20	197	95	6	0		

All figures on team sheets are official SANFL records for League games and goals.

LEAGUE	1st	2nd	3rd	4th	Points
NORWOOD					
GLENELG					

LEAGUE UMPIRES

FIELD:
Giles Lewis
Mitchell Harris
Corey Bowen
Rowan Hundertmark(E)

BOUNDARY:
Martin Elsegood
Samuel Royans
Dylan Speck
Isaac Fishlock

GOAL:
Bradley Hammer
Mathew Wilson
Matthew Cummins(E)

RD 18 2022 @ COOPERS STADIUM

Norwood 7.7 (49) d Glenelg 6.6 (42)

RD 1 2022 @ ACH GROUP STADIUM

Glenelg 11.10 (76) d Norwood 8.13 (61)

RD 16 2021 @ ACH GROUP STADIUM

Glenelg 11.9 (75) d Norwood 8.17 (65)



DRIVING FOOTY IN SA



STAT CHAT: FIRST SEMI-FINAL

BY ROBERT LAIDLAW



Norwood's Jack Heard has had an outstanding season in defence.



Tiger Cooper Horsnell ignited the elimination final with two stunning goals against Sturt.

Norwood and Glenelg are primed to meet in a first semi-final for the sixth time, with the Redlegs holding a 3-2 edge.

The Tigers won their first encounter between the sides in a first semi in 1951 by 24 points and in 1974 triumphed by 23 points. Norwood in 1980 won by 37 points and in the 1990s won both clashes, by 10 points in '93 and 14 in '99.

These sides in the past two seasons have been on the receiving end of first semi losses to South Adelaide – Glenelg in 2020 and the Redlegs last year.

Norwood has been in the most first semis – 37 (Sturt is next with 23), for 15 wins, 21 losses and a draw, while the Tigers have split their 18 games.

There have been two draws in first semis, in 1933 between North and Norwood, with the Redlegs winning the replay by one point, and in 1969, when West and West Torrens finished level-pegging, before the Bloods triumphed in the replay.

Norwood has progressed to the grand final from the first semi nine times but only won one flag – in 1984 when it became the first side to go all the way from an elimination final. The Tigers made it to the premiership-decider six times from the first semi but have never gone on with it in the big dance.

In the first two seasons of the Page system of finals, North in 1931 and Sturt in 1932 went all the way from the first semi to win flags. Other teams to achieve the feat are West Torrens (1945), West (1947), Port (1958 and 1998), Sturt (1976 and 2017), the Eagles (2011) and North (2018).

North kicked the highest first semi score in 1990, when it beat South 23.14 to 14.12, while Sturt booted 24.7 against the Roosters in 1983.

Hot on the heels of Central's 12 consecutive grand final appearances (2000-11), the Bulldogs were thrashed by North in the 2012 first semi by a record 88 points. In a one-sided four-year period, three of the top five biggest margins were recorded, with the Eagles beating South by 70 points in 2011 and the Panthers thumping Sturt by 68 points in 2014.

There have also been plenty of thrillers over the years, with 12 games decided by a kick or less, including the two draws. Three matches were won by one point – Norwood's replay triumph over the Roosters in 1933, West Torrens' last winning final before amalgamating with Woodville in 1991 – over Norwood in 1954 – and Glenelg's thriller against Sturt in 1959. In games decided by less than a kick, the Redlegs have had two wins and four losses (and a draw), while Glenelg has two wins and a loss.

FIRST SEMI-FINAL RECORDS

TEAM	P	W	L	D	HS	LS
ADELAIDE	2	2	-	-	22.8	21.13
CENTRAL	10	5	5	-	19.7	7.8
GLENELG	18	9	9	-	15.17	7.13
NORTH	22	12	9	1	23.14	10.13
NORWOOD	37	15	21	1	19.19	5.11
PORT	14	8	6	-	22.13	7.22
SOUTH	14	6	8	-	21.11	5.6
STURT	23	13	10	-	24.7	4.9
WEST	13	8	4	1	16.16	7.9
WEST TORRENS	16	4	11	1	18.8	7.11
WOODVILLE	1	1	-	-	18.20	18.20
EAGLES	10	5	5	-	21.10	5.6

[HS – highest score, LS – lowest score]

PAST 10 FIRST SEMI-FINALS

2012	North 21.12 (138) d Central 7.8 (50)
2013	North 15.10 (100) d Eagles 12.11 (83)
2014	South 21.11 (137) d Sturt 10.9 (69)
2015	Central 10.14 (74) d Port 11.3 (69)
2016	Adelaide 22.8 (140) d South 13.8 (86)
2017	Sturt 13.8 (86) d Central 11.13 (79)
2018	North 16.15 (111) d Sturt 8.5 (53)
2019	Adelaide 21.13 (139) d Norwood 11.11 (77)
2020	South 14.12 (96) d Glenelg 10.11 (71)
2021	South 12.11 (83) d Norwood 10.4 (64)



SECOND SEMI-FINAL 3:15PM SUNDAY 4 SEPTEMBER - ADELAIDE OVAL

Broadcast: Channel 7 | Streamed live and on-demand on 7plus | Live on the SANFL Now app
www.sanflnow.com.au | Live Radio 1629 SEN SA and via SEN App #northafc



NORTH



COACH: Jacob Surjan COLOURS: Red and White

No	PLAYER	AGE	HT	WT	GP	GK	G	B
1	WIGG Harrison	25	180	81	101	23		
2	MOORE Andrew	31	189	88	80	56		
3	RAMSEY Keenan	26	194	92	135	153		
5	CRAIG Cameron	27	188	87	149	3		
7	MINERVINI Lee	24	180	80	62	37		
10	SPINA Alexander (C)	27	181	79	150	40		
11	GRUBB Lachlan	19	178	76	22	17		
12	HILDER Dyson	21	196	98	44	45		
13	YOUNG Aaron	29	189	86	86	82		
15	Van HUISSTEDE Reed	21	195	95	14	0		
16	SZEKELY Frank	23	177	70	46	28		
17	HARVEY Mitchell	27	198	100	158	166		
18	COMBE Campbell	26	178	84	83	19		
19	O'LOUGHLIN Blayne	19	173	72	0	0		
23	LOCKYER Jnr Nigel	25	186	82	18	26		
25	WILSDON Lachie	24	191	88	25	15		
27	MAGOR Harrison	21	184	83	23	1		
29	MILLER Keanu	26	174	68	43	7		
30	COMBE William	25	180	79	53	50		
33	THORNE Sam	21	178	80	4	0		
37	FINLAY Karl	21	193	93	37	2		
39	McINERNEY Samuel	26	183	82	60	48		
50	ELBROW Harrison	23	176	78	15	4		
52	BRAZEL Tyson	24	192	91	4	11		

*Denotes AFL listed player. All figures on team sheets are official SANFL records for League games and goals.

LEAGUE	1st	2nd	3rd	4th	Points
NORTH					
ADELAIDE					

LEAGUE UMPIRES

FIELD:
David Sobieraj
Michael Sborro
Thomas Bryce
Scott Galletty(E)

BOUNDARY:
Damian Robinson
Dylan Whan
Taylor Dorsey
Brayden Theil

GOAL:
Braden Ford
Michael Button
Thomas Sharpe(E)



ADELAIDE



COACH: Michael Godden COLOURS: Navy Blue, Red & Gold

No	PLAYER	AGE	HT	WT	GP	GK	G	B
3	McASEY Fischer*	21	197	91	35	23		
5	KERNAHAN Hayden	20	184	73	7	0		
10	PEDLAR Luke*	20	183	80	22	12		
12	CLAMP Riley	22	192	90	11	2		
15	COOK Brayden*	20	189	80	24	15		
19	TAYLOR Zac*	18	182	79	14	5		
16	HALL Chris	31	181	80	200	131		
22	FRAMPTON Billy*	25	200	90	89	70		
24	WORRELL Josh*	21	195	74	31	3		
27	NANKERVIS Luke*	19	191	77	16	7		
34	HIMMELBERG Elliott*	24	196	84	63	86		
35	BORLASE James*	20	192	93	40	4		
38	SHOLL Lachlan*	22	186	74	34	2		
40	DAVIS Ben*	25	187	84	67	39		
42	NEWCHURCH Tariek*	20	182	77	35	45		
44	GOLLANT Lachlan*	20	191	72	19	28		
45	STRACHAN Kieran*	26	202	95	53	25		
46	TURNER Brett*	25	185	88	97	52		
47	WRIGHT Matt (C)	32	178	76	125	124		
48	BOYLE Jay	24	187	92	41	19		
49	SHARRAD Louis	29	188	88	106	22		
50	McKENZIE Isaya	25	182	95	37	43		
51	TEMPLETON Jacob	32	191	94	61	27		
53	SMITHSON Josh	23	185	90	8	8		
54	JOHNSON Mitch	23	183	82	10	0		

RD 15 2022 @ BENNETT OVAL


Adelaide 10.15 (75) d North 6.12 (48)

RD 2 2022 @ PROSPECT OVAL

Adelaide 17.14 (116) d North 11.12 (78)

RD 15 2021 @ PROSPECT OVAL

North 14.11 (95) d Adelaide 6.5 (41)



THE ORIGINAL SANFL FAN WIN A BOX WITH MODRA

Upload a photo of you and your mates at a Hostplus SANFL League Match to Instagram using #WestEndSANFLFan for your chance to win a corporate box experience with Tony Modra at the SANFL GF.



Full prize details and terms and conditions available at sanfl.com.au

It's safer not to drink while you work. DrinkWise.org.au

STAT CHAT: SECOND SEMI-FINAL

BY ROBERT LAIDLAW

Alex Spina leads North Adelaide from the back.



Adelaide's Isaya McKenzie was a constant threat in the qualifying final win against Norwood.



Non-form Adelaide is primed for its first appearance in a SANFL second semi, as it tackles minor premier North Adelaide for the first spot in this season's grand final.

The Crows, who entered the competition in 2014, have played in two previous finals series but not against the Roosters. Adelaide, which lost to North in its first SANFL game, lost both preliminary finals in its previous finals campaigns, 2016 and 2019 – to eventual premiers Sturt and Glenelg.

Since second semi-finals started in 1931, the Roosters have been in 16 for 10 wins and six losses – of those 10 victories North converted seven into premierships, while it has never lost a second semi and recovered to win the flag.

The Roosters' most recent second semi was in 2020 when they beat the Eagles by 15 points but lost the return clash in the grand final.

The Eagles last season won the second semi, then the grand final, remarkably the first team to do that since Norwood back in 2014. The Eagles in 2015-16, Port in 2017 and '19, the Redlegs in 2018 and North in 2020 all won the second semi but lost the premiership decider.

Of the 88 second semi-finals played, 55 winners have snared the flag, while 22 times the loser has recovered to reverse the result and 11 first semi-final winners have gone all the way.

The most remarkable finals run of all is Central District's 12 consecutive second semis for 12 wins from 2000, setting up nine flags.

Port Adelaide won five consecutive second semis from 1962 and appeared in 15 of 16 from 1951 for a nine-win, six-loss record. With 51 appearances for 28 wins and 23 losses, the Magpies lead the way. Port in 1980 kicked 24.20 (against Sturt's 15.11) for the highest second semi score, while the biggest margin is 74 points, achieved by West against Norwood in 1983 and the Eagles against Port a decade later.

The lowest score was Norwood's 2.5 – when it lost to Port (10.17) in 1988 – and West against the Redlegs (8.13) in 2012.

There have been plenty of heartstopping second semis, with the first one back in 1931 setting the trend when Sturt beat Port by one point. Two other second semis have been won by a single point, by Port in the 1960s, against South in 1964 and Sturt in 1966 – with both vanquished sides rebounding to win premierships.

SECOND SEMI-FINAL RECORDS

TEAM	P	W	L	HS	LS
CENTRAL	15	13	2	19.10	9.14
GLENELG	16	4	12	21.9	5.10
NORTH	16	10	6	23.14	7.14
NORWOOD	24	9	15	19.6	2.5
PORT	51	28	23	24.20	4.6
SOUTH	6	1	5	19.16	10.13
STURT	17	11	6	22.13	8.6
WEST	13	4	9	24.16	2.5
WEST TORRENS	4	3	1	14.16	7.13
EAGLES	14	5	9	20.13	5.10

[HS – highest score, LS – lowest score]

PAST 10 SECOND SEMI-FINALS

2012	Norwood 8.13 (61) d West 2.5 (17)
2013	Norwood 14.16 (100) d West 6.8 (44)
2014	Norwood 13.14 (92) d Port 12.7 (79)
2015	Eagles 11.13 (79) d West 9.11 (65)
2016	Eagles 12.12 (84) d Sturt 8.12 (60)
2017	Port 10.13 (73) d Eagles 5.10 (40)
2018	Norwood 9.15 (69) d Eagles 7.10 (52)
2019	Port 11.10 (76) d Glenelg 11.6 (72)
2020	North 11.11 (77) d Eagles 9.8 (62)
2021	Eagles 13.8 (86) d Glenelg 13.4 (82)



RESERVES FIRST SEMI-FINAL

11:00am Saturday 3rd September @ Thebarton Oval

Broadcast: Live and on-demand on the SANFL Now app | www.sanflnow.com.au



WEST

COACH: Ryan Anderson

2	KARPANY Kenny.....	46	ALLAN Charlie.....
3	RUBOCK Blair.....	47	BOCK Harvey.....
4	REDFERN Luke.....	50	KENNEDY Cade.....
6	HUPFELD Lyndon.....	51	MARSLÉN Max.....
10	STEVENS Reed.....	52	McCORMICK Dylan.....
13	DELAHUNTY Liam.....	54	STEENE Oscar.....
22	CHAMBERLAIN Bailey.....	57	PATTERSON Cooper.....
32	FAIRLIE Connor.....	58	COUROUPIS Nicholas.....
35	GAY Clayton.....	63	OBST Jed.....
36	LEMMEY Harry.....	64	RYAN Kobe.....
42	JOHNSON Isaac.....	65	LAUDATO Michael.....
44	ROBERTS Kye.....	66	SCULLY Tom.....
45	STEELE Nick.....		



EAGLES

COACH: Brad Graham

8	NEUMANN William.....	37	PUDNEY Kai.....
12	WECKERT Patrick.....	38	DAWKINS Harrison.....
13	BARKLA Nathan.....	43	McLEOD Connor.....
14	HOILE Lachlan.....	44	THOMSON Brock.....
17	ADAMS Charlie.....	47	O'REILLY Cormack.....
20	DUVAL Mitchell.....	48	WATSON Jay.....
25	LUKAC Jordan.....	50	HILL Tyran.....
27	WHEARE Jack.....	52	NICHOLLS Sam.....
28	D'ALOIA Adam.....	53	UEDING Liam.....
31	STUDHAM Nathan.....	56	PHILLIPS Zac.....
33	JACKSON Deakan.....	57	HANSEN Blake.....
34	COOKE Lukas.....	59	SINEY Oliver.....

RESERVES	1st	2nd	3rd	4th	Points
WEST					
EAGLES					

RESERVES UMPIRES

FIELD:
Jack Millar
Mason Beyer
Ben Williams
Alexander Reardon(E)

BOUNDARY:
Jaxon Williams
Tobin Dolman
Fraser Town
Bradley Applebee

GOAL:
Jared Murton
Emilie Hill
Michael Lombardi(E)



RESERVES SECOND SEMI-FINAL

1:30pm Saturday 3rd September @ Thebarton Oval

Broadcast: Live and on-demand on the SANFL Now app | www.sanflnow.com.au



STURT

COACH: Chris Trapp

9	LIDDY Mani.....	41	PHIPPS-PARSONS Stirling...
10	LOCHOWIAK Mihail.....	42	HONE Tyson.....
17	BECKER Zac.....	45	DOYLE Amos.....
20	ALLAN Hamish.....	47	KITTEL Hugo.....
21	GRUNDY Riley.....	48	FRYER Charlie.....
24	SPAIN Will.....	49	TAYLOR Willa.....
26	TRENORDEN Adam.....	51	JEFFERIES Brad.....
29	LOCHOWIAK Anzac.....	52	TABE Blake.....
33	WINGARD Heath.....	55	HEIN Jordan.....
36	LOCHOWIAK Jacob.....	56	POWELL Ben.....
37	CRANE William.....	57	THOMAS Lachlan.....
38	HOW Dailan.....	58	TUCKER Ky.....
40	WALTER Ned.....		



NORTH

COACH: Darren Reeves

6	DEEP Jared.....	41	SCHREIBER Will.....
14	LeBOIS Kym.....	42	MACKENZIE Harrison.....
20	FAHEY Declan.....	43	LONGBOTTOM Matthew.....
21	TASKER Will.....	44	BORG Matthew.....
24	STAPLETON Tom.....	46	McCANN Jackson.....
26	BOWMAN Mack.....	47	SIMON Lam.....
31	WILLIAMS Harry.....	48	KARLOVASSITIS Thomas.....
32	BYRNE Joshua.....	49	DINNING Charlie.....
34	SCHOFIELD Nicholas.....	55	ROBINSON Thomas.....
35	LANGLEY James.....	56	SIZER Kurt.....
36	HOY Liam.....	60	McTAGGART Sam.....
38	MURPHY Jamison.....		

RESERVES	1st	2nd	3rd	4th	Points
STURT					
NORTH					

RESERVES UMPIRES

FIELD:
Henry Klemm
Max Richardson
Bailey Allen
Zachery Packard(E)

BOUNDARY:
James Sutton
Justen Kern
Matthew Mielczarek
Steven Evanson

GOAL:
Thomas Fahey
Thomas Mayo
Connor Izzo(E)



TORRENS
UNIVERSITY
AUSTRALIA

Find a course that you love

COACHES HAVE THEIR SAY

BY PETER CORNWALL

North Adelaide kicks off its finals campaign facing a searching test from Adelaide. The minor premier's coach Jacob Surjan said the Crows' qualifying final win against Norwood had been "very impressive ... they really controlled the game around the stoppages, they moved the ball well and they defended well". But he's backing his men to have the answers in the second semi-final.



JACOB SURJAN

We've got to play North Adelaide football. We're fast, we're exciting, we take the game on, we can score ... we need to own the territory battle and keep the ball in our forward half and, if we do that, we give ourselves a chance. I think this time of year you can get caught up in watching opposition too much, so we are just going to focus on what we're doing – we think we do that really well.



MICHAEL GODDEN

The boys were really good. I thought we hunted the ball and the man really well – the consistent effort at the contest for four quarters was really pleasing. We've built up throughout this year to be in finals and to get out there and play the way the boys did was pleasing. It's exciting to see the work they have been putting in come to fruition on the day and now it's a matter of backing it up because that's never easy.

NORWOOD'S edict is *fortis in procella*, which means strength in adversity. Coach Jade Rawlings said he and his players talk about overcoming adversity and he believes they can do just that after their qualifying final disappointment. The Redlegs will be up against a Tigers line-up that kicked off the major round with a spirited win against Sturt.



JADE RAWLINGS

I trust our group, I love our players, I love how they play. It's not a great time to have a bad game but I have a lot of trust and belief in this group. Belief has been established over a long period of time and it doesn't get taken away with one loss. I'm very bullish about what our players can do.



BRETT HAND

We're optimistic ... we were really pleased with the way we went about it. Norwood's a proud footy club. Their contested numbers have been super around the footy and they tackle hard but we pride ourselves on doing that too ... I think it's going to be a really good battle. We're in a good mindset.

TACKLING MENTAL HEALTH HEAD ON

Donate today or find out more at
breakthroughfoundation.org.au

**BREAK
THROUGH**
mental health research foundation

WALK DOWN MEMORY LANE

Stephen Muller started following SA footy with a fierce passion as a 14-year-old in 1977 in a historic year for the SANFL – its centenary. Now, as the league celebrates 145 years with the *Our Footy, Our People, Our Stories* exhibition at the State Library, he enjoys a walk down memory lane.

Australian football enthusiasts, local footy supporters and anyone with an interest in South Australian history should not miss the SANFL history exhibition presented at the State Library in collaboration with the SANFL History Centre.

For 145 years – with the exception of three seasons due to the First World War – an enthralling football battle has taken place across Adelaide’s suburbs, as each SANFL club has strived to become premier. This has created rich traditions and memorable cultural icons for the city and State.

The exhibition ranges far and wide over the diverse elements that make up our footy story with all SANFL clubs represented. On one wall a SANFL timeline explores and illustrates the key developments from 1877 – the League’s foundation date as the then SAFA – to 2022, including the impact from Covid-19.

SANFL History centre volunteers are on hand to provide a guided tour through the exhibits and point out particular things of interest (don’t be afraid to declare your SANFL allegiance!). During my visit I had the pleasure of chatting with Christine and John Halbert, whose enthusiasm for the SANFL’s heritage is evident (John of course is a Sturt premiership captain, Magarey Medallist and coached Glenelg and the Double Blues).

All aspects of the SANFL’s material culture is on show, from footballs, guernseys and Norwood’s ‘Big Bill’ Wedding’s right football boot, to supporters’ scarfs, kit bags and memorabilia, such as a West Torrens gnome and a Sturt bobby head. Examples of SANFL’s famous match-day program, the *Football Budget*, are displayed and illustrate the longevity and importance of this supporters’ ‘companion’ at matches.

The exhibition also draws attention to some of the lesser-known aspects of the SANFL. One information board speaks to the clubs that have “hung up their boots”, those teams from the League’s early days such as Gawler and Bankers, who folded or left. Those interested in the rise of SANFLW may be surprised to find a photo of women engaged in a match at the now built-over Jubilee



Oval way back in 1918. Among the great past players given particular displays are Ken Farmer, North’s record goalkicker, and the Eagles’ heroic Lindsay Head, using photographs, newspaper cuttings and contemporary souvenirs and merchandise.

The exhibition includes two areas to sit and view historic video footage with one in the north-west corner of the main exhibition space showing more recent footage and another downstairs. The latter has a diverse range of films changing daily. SA interstate matches from 1933 to ‘88 were showing in my visit but enthusiasts could attend each day for several hours to enjoy historic matches and interviews with greats such as Barrie Robran, Paul Bagshaw, Fos Williams, Graham Cornes and Neil Kerley.

It’s free but a good way to support the important work of the SANFL History Centre is grabbing an excellent colour exhibition booklet for just \$10.

**FOR MORE
MARKETS
& TOP ODDS**

THERE’S ONLY ONE PLACE TO BET



TopSport

OFFICIAL WAGERING PARTNER



TOPSPORT

Stay in control. Leave before you lose it. Gamble Responsibly. 18+ T&C's apply. Call Gambling Help on 1800 858 858

DAN'S THE MAN

Livewire Woodville-West Torrens forward Daniel Menzel claimed the 2022 Ken Farmer Medal as the Hostplus SANFL League's leading goalkicker at the end of the minor round.

Menzel, who finished his campaign with a three-goal haul against South, booted 51 goals. The 30-year-old former Geelong Cat bagged seven goals against Port in Round 14 and six against North in the season-opener, while also booting five against Glenelg and the Crows.

Trailing by nine goals heading into the final minor round, runner-up Lachie Hosie was only able to make up one goal, with his matchwinning snap giving him four against Central.

Tigers team-mate Liam McBean, winner of the previous three Farmer Medals, was fifth with 34 goals.

Introduced in 1981, the Ken Farmer Medal is named in honour of North Adelaide's legendary goalkicking champion Farmer, who kicked a remarkable record 1417 league goals.

The goal tally for the Ken Farmer Medal is just for the minor round. The leading goalkicker for a SANFL season includes finals and can be a different player. For example, in 2017, Port's Brett Eddy kicked 53 goals in the minor round to win the Ken Farmer Medal but Sturt's Kory Beard was SANFL's leading goalkicker, with 62 (including finals).




KEN FARMER MEDAL

Daniel Menzel (Eagles)	51
Lachie Hosie (Glenelg)	43
Abe Davis (Sturt)	36
Keenan Ramsey (North)	35
Liam McBean (Glenelg)	34

COLES MINI LEAGUER OF THE WEEK



Malik Osman



Favourite SANFL player? Darcy Fogarty

What do you want to be when you are older? Aircraft engineer/ professional footballer

What is the best thing about playing footy? Meeting other footy players my age, assist in games

If you were a superhero what would be your name and super power? Mighty Malik

... High leaping to make sure I take good marks

What would you do with \$1 million? I would like to donate lots of money to the poor and homeless

What are your hobbies outside of footy? Playing with my puppy and basketball

The best advice given by your coach? Always be humble in goal celebrations and assist others who don't get the ball much

Which SANFL match are you attending? Norwood v Glenelg

Your local club? Tea Tree Gully Wolves

What position do you play? Midfield/forward

Favourite SANFL team? Adelaide Crows

MILESTONES




CAMERON CRAIG
NORTH

150 GAMES



CONNOR McLEAN
NORWOOD

50 GAMES



THE ORIGINAL SANFL FAN

WIN A BOX WITH MODRA

Upload a photo of you and your mates at a Hostplus SANFL League Match to Instagram using #WestEndSANFLFan for your chance to win a corporate box experience with Tony Modra at the SANFL GF.



Full prize details and terms and conditions available at sanfl.com.au

It's not just to drink with care and
DrinkWise.org.au

SEASON STANDINGS

2022 HOSTPLUS SANFL MEN'S LEAGUE

Team	P	W	L	D	F	A	%	Pts
North	18	13	5	0	1577	1181	57.18	26
Adelaide	18	12	6	0	1692	1245	57.61	24
Norwood	18	12	6	0	1276	1102	53.66	24
Glenelg	18	12	6	0	1334	1260	51.43	24
Sturt	18	11	7	0	1256	1136	52.51	22
South	18	9	9	0	1158	1167	49.81	18
Eagles	18	9	9	0	1235	1260	49.5	18
Port	18	5	13	0	1076	1490	41.93	10
Central	18	4	14	0	1118	1447	43.59	8
West	18	3	15	0	1123	1557	41.9	6

2022 STANLEY H. LEWIS TROPHY

Team	M	R	U18	U16	W	Total
North	1300	650	600	275	900	3725
Sturt	1100	700	550	275	900	3525
Glenelg	1200	450	550	300	900	3400
Norwood	1200	400	600	100	600	2900
South	900	300	350	300	600	2450
Eagles	900	450	300	275	300	2225
West	300	500	500	137.5	100	1537.5
Central	400	150	150	162.5	500	1362.5
Adelaide	1200	0	0	0	0	1200
Port	500	0	0	0	0	500

2022 HOSTPLUS SANFL WOMEN'S LEAGUE

Team	P	W	L	D	F	A	%	Pts
North	12	9	3	0	552	310	64.04	18
Sturt	12	9	3	0	483	285	62.89	18
Glenelg	12	9	3	0	518	361	58.93	18
South	12	6	6	0	451	377	54.47	12
Norwood	12	6	6	0	380	472	44.6	12
Central	12	5	7	0	406	528	43.47	10
Eagles	12	3	9	0	414	473	46.67	6
West	12	1	11	0	253	651	27.99	2

2022 RESERVES

Team	P	W	L	D	F	A	%	Pts
Sturt	18	14	4	0	1332	941	58.6	28
North	18	13	5	0	1391	1193	53.83	26
West	18	10	8	0	1322	1199	52.44	20
Eagles	18	9	9	0	1122	1122	50	18
Glenelg	18	9	9	0	1129	1145	49.65	18
Norwood	18	8	10	0	1186	1169	50.36	16
South	18	6	12	0	969	1229	44.09	12
Central	18	3	15	0	1034	1487	41.02	6

2022 U18 TORRENS UNIVERSITY CUP

Team	P	W	L	D	F	A	%	Pts
Norwood	18	12	6	0	1500	1145	56.71	24
North	18	12	6	0	1535	1215	55.82	24
Glenelg	18	11	7	0	1578	1178	57.26	22
Sturt	18	11	7	0	1537	1248	55.19	22
West	18	10	8	0	1434	1267	53.09	20
South	18	7	11	0	1269	1445	46.76	14
Eagles	18	6	12	0	1088	1475	42.45	12
Central	18	3	15	0	957	1925	33.21	6

2022 U16 TORRENS UNIVERSITY CUP

Team	P	W	L	D	F	A	%	Pts
Glenelg	18	12	6	0	1558	1059	59.53	24
South	18	12	6	0	1363	1106	55.2	24
Eagles	18	11	7	0	1205	1035	53.79	22
North	18	11	7	0	1359	1221	52.67	22
Sturt	18	10	8	0	1333	1022	56.6	20
Central	18	6	11	1	1022	1170	46.62	13
West	18	5	12	1	951	1564	37.81	11
Norwood	18	4	14	0	903	1517	37.31	8

LAST ROUND'S RESULTS

HOSTPLUS SANFL LEAGUE

ADELAIDE OVAL

ELIMINATION FINAL

Glenelg v Sturt

Glenelg 8.13 (61) d Sturt 6.9 (45)

QUALIFYING FINAL

Adelaide v Norwood

Adelaide 18.9 (117) d Norwood 9.8 (62)

Crowd: 8146

RESERVES

ELIMINATION FINAL

Eagles 13.12 (90) d Glenelg 8.5 (53)

QUALIFYING FINAL

North 14.10 (94) d West 6.3 (39)



The Road Ahead

ROUND 1 Adelaide 18.15 (123) d Port 8.13 (61) South 13.7 (85) d Central 12.8 (80) Glenelg 11.10 (76) d Norwood 8.13 (61) North 13.10 (88) d Eagles 9.12 (66) Sturt 12.15 (87) d West 6.8 (44)	ROUND 6 Breakthrough Round Adelaide 19.11 (125) d West 11.5 (71) South 8.9 (57) d Norwood 7.9 (51) Eagles 11.7 (73) d Port 7.5 (47) North 15.7 (97) d Glenelg 14.11 (95) Sturt 20.15 (135) d Central 5.7 (37)	ROUND 11 Central 11.12 (78) d Eagles 5.13 (43) Adelaide 15.12 (102) d West 9.12 (66) Norwood 15.4 (94) d Port 11.10 (76)	ROUND 16 Norwood 8.17 (65) d Adelaide 7.11 (53) Glenelg 9.12 (66) d West 8.9 (57) South 8.7 (55) d Sturt 7.7 (49) Port 11.8 (74) d Central 7.9 (51) North 16.14 (110) d Eagles 9.8 (62)
STATE GAME SANFL 10.10 (70) d WAFL 9.12 (66)		ROUND 12 Adelaide 15.17 (107) d South 7.6 (48) Eagles 15.6 (96) d West 11.10 (76) North 18.9 (117) d Central 12.7 (79) Glenelg 11.10 (76) d Port 4.13 (37) Norwood 11.10 (76) d Sturt 7.8 (50)	ROUND 17 Norwood 7.6 (48) d Central 6.11 (47) North 16.12 (108) d Glenelg 7.15 (57) West 10.8 (68) d South 8.15 (63) Sturt 13.7 (85) d Port 7.12 (54) Adelaide 17.14 (116) d Eagles 10.16 (76)
ROUND 2 Eagles 12.11 (83) d Norwood 11.15 (81) Central 13.15 (93) d West 11.7 (73) Adelaide 17.14 (116) d North 11.12 (78) South 17.9 (111) d Port 14.17 (101) Glenelg 12.11 (83) d Sturt 11.9 (75)	ROUND 7 Adelaide 15.16 (106) d Eagles 11.7 (73) Norwood 10.14 (74) d Central 8.5 (53) Glenelg 12.19 (91) d South 8.9 (57) North 17.8 (110) d Sturt 10.4 (64) Port 15.15 (105) d West 12.9 (81)	ROUND 13 Indigenous Round Adelaide 19.12 (126) d Glenelg 8.4 (52) Central 10.6 (66) d South 10.5 (65) North 20.16 (136) d Port 1.4 (10) Sturt 11.9 (75) d West 4.11 (35) Norwood 13.12 (90) d Eagles 10.6 (66)	ROUND 18 Norwood 7.7 (49) d Glenelg 6.6 (42) North 11.7 (73) d West 10.7 (67) Adelaide 17.11 (113) d Central 8.10 (58) Eagles 6.7 (43) d Sturt 4.12 (36) South 10.9 (69) d Port 9.6 (60)
ROUND 3 Sturt 13.7 (85) d South 9.13 (67) North 16.14 (110) d Central 10.7 (67) Eagles 8.15 (63) d West 7.8 (50) Glenelg 15.12 (102) d Adelaide 13.9 (87) Norwood 11.9 (75) d Port 8.11 (59)	ROUND 8 Norwood 10.7 (67) d Adelaide 9.8 (62) North 12.16 (88) d Port 5.11 (41) Glenelg 8.9 (57) d Central 3.7 (25) South 13.11 (89) d West 8.11 (59) Eagles 14.11 (95) d Sturt 6.10 (46)	ROUND 14 Central 12.11 (83) d West 7.12 (54) South 10.10 (70) d Glenelg 3.7 (25) Eagles 13.11 (89) d Port 4.5 (29) Norwood 17.8 (110) d North 11.8 (74) Sturt 13.4 (82) d Adelaide 11.5 (71)	ROUND 19 West 8.9 (57) d Norwood 7.14 (56) South 9.18 (72) d Eagles 7.9 (51) Glenelg 12.8 (80) d Central 11.12 (78) Sturt 11.11 (77) d North 8.7 (55) Port 11.9 (75) d Adelaide 10.12 (72)
ROUND 4 ANZAC Round North 8.11 (59) d South 6.12 (48) Adelaide 14.17 (101) d Central 11.10 (76) Sturt 9.9 (63) d Port 7.8 (50) Norwood 19.13 (127) d West 9.5 (59) Glenelg 13.6 (84) d Eagles 12.7 (79)	ROUND 9 Glenelg 15.5 (95) d West 13.12 (90) North 9.9 (63) d Norwood 7.10 (52) Sturt 11.10 (76) d Adelaide 8.7 (55) Eagles 4.4 (28) d South 3.9 (27)	ROUND 15 Glenelg 13.8 (86) d Eagles 9.7 (61) Sturt 8.8 (56) d Central 6.16 (52) West 12.9 (81) d Port 7.12 (54) Adelaide 10.15 (75) d North 6.12 (48) Norwood 6.11 (47) d South 6.8 (44)S	FINAL S Elimination Final Glenelg 8.13 (61) d Sturt 6.9 (45) Qualifying Final Adelaide 18.9 (117) d Norwood 9.8 (62) Sunday 4 September Semi Final 1 & 2 AO Sunday 11 September Preliminary Final AO Sunday 18 September Grand Final AO
ROUND 5 Eagles 13.10 (88) d Central 5.8 (38) North 15.15 (105) d West 5.5 (35) Adelaide 12.10 (82) d South 11.5 (71) Port 10.9 (69) d Glenelg 9.12 (66) Sturt 12.9 (81) d Norwood 7.11 (53)	ROUND 10 Port 11.8 (74) d Central 8.9 (57) Glenelg 15.11 (101) d Sturt 4.10 (34) South 8.12 (60) d North 8.10 (58)		

Legend

AO - Adelaide Oval, A - Alberton Oval, ACHGS - ACH Group Stadium, Glenelg, BO - Bennett Oval, Whyalla, CO - Centenary Oval, Port Lincoln, CS - Coopers Stadium, Norwood, FUS - Flinders University Stadium, Noarlunga, HS - Hisense Stadium, Richmond, L - Loxton, MTKO - Maughan Thiem Kia Oval, Woodville, PO - Prospect Oval, VH - Victor Harbor, XCO - X Convenience Oval, Elizabeth, WO - Wigan Oval, Unley

Key: Bold = home team

For match times, visit sanfl.com.au or download the free SANFL App (iTunes app store or the Google Play store).

PUBLISHER

Boylen +

P (08) 8233 9433

W boylen.com.au

BACK COPIES | FOOTBALL & CORPORATE OPERATIONS

P (08) 8424 2200

admin@sanfl.com.au

EDITOR & MEDIA CO-ORDINATOR

Editor

Peter Cornwall

Media Co-ordinator

Zac Milbank

zac.milbank@sanfl.com.au

DESIGN

Henry Rivera

Madelaine Raschella Elliott

PHOTOGRAPHY

Cory Sutton & David Mariuz

COVER



North's Aaron Young, Adelaide's Jay Boyle, Norwood's Connor McLean and Glenelg's Lachie Hosie are hoping to celebrate semi-final wins.



AN INDUSTRY SUPER FUND THAT PUTS YOU FIRST

THAT'S A PLUS.



[Compare Hostplus](#)

Hostplus is a top performing industry super fund that puts you first. We give profits back to our members, not shareholders.